


COUNTY AUDITOR

TARRANT COUNTY FINANCIAL STATEMENTS

FOR THE MONTH OF JANUARY 2022



TARRANT COUNTY, TEXAS



TARRANT COUNTY

**TARRANT COUNTY ADMINISTRATION BUILDING - ROOM 506
100 E. WEATHERFORD
FORT WORTH, TEXAS 76196-0103
817/884-1205
Fax 817/884-1104**

**S. RENEE TIDWELL, CPA
COUNTY AUDITOR
rtidwell@tarrantcounty.com**

**KIM BUCHANAN, CPA
FIRST ASSISTANT COUNTY AUDITOR
kmbuchanan@tarrantcounty.com**

May 10, 2022


The Honorable District Judges
The Honorable Commissioners Court
Tarrant County, Texas

RE: County Auditor's January 2022 Financial Reports

I herewith submit the financial report of Tarrant County, Texas as of and for the four months ending January 31, 2022.

If you have any questions concerning this report or the financial well-being of the County, please call.

Sincerely,



S. Renée Tidwell, CPA
County Auditor

TARRANT COUNTY, TEXAS
COMBINED BALANCE SHEET
GOVERNMENTAL FUNDS
AS OF 1/31/2022

<u>COMBINED TOTAL</u>		<u>GENERAL</u>	<u>ROAD & BRIDGE</u>	<u>DEBT SERVICE</u>
ASSETS				
\$960,805,797.72	CASH AND INVESTMENTS	\$443,649,147.92	\$18,508,206.22	\$27,536,264.70
81,635,781.80	TAXES RECEIVABLE (NET)	77,368,014.57	732.76	4,267,034.47
21,148,390.94	OTHER RECEIVABLES (NET)	9,024,023.40	72,031.97	0.00
3,557,089.36	FEE OFFICE RECEIVABLE	3,557,089.36	0.00	0.00
23,226,665.25	DUE FROM OTHER FUNDS	23,226,665.25	0.00	0.00
456,576.89	ADVANCE TO ENTERPRISE FUND	0.00	0.00	0.00
<u>4,599,373.91</u>	PREPAID EXPENSES AND INVENTORY	<u>591,352.63</u>	<u>849,180.61</u>	<u>0.00</u>
<u>\$1,095,429,675.87</u>	TOTAL ASSETS	<u>\$557,416,293.13</u>	<u>\$19,430,151.56</u>	<u>\$31,803,299.17</u>
LIABILITIES				
\$11,550,095.21	ACCOUNTS PAYABLE	\$3,318,435.72	\$523,834.99	\$0.00
27,591,672.18	OTHER LIABILITIES	24,832,379.24	423,119.42	0.00
23,226,665.25	DUE TO OTHER FUNDS	0.00	0.00	0.00
<u>220,050,690.29</u>	UNEARNED REVENUE	<u>0.00</u>	<u>0.00</u>	<u>0.00</u>
282,419,122.93	TOTAL LIABILITIES	28,150,814.96	946,954.41	0.00
DEFERRED INFLOWS OF RESOURCES				
81,635,781.80	UNAVAILABLE REVENUE - PROPERTY TAXES	77,368,014.57	732.76	4,267,034.47
<u>3,557,089.36</u>	UNAVAILABLE REVENUE - FEE OFFICE	<u>3,557,089.36</u>	<u>0.00</u>	<u>0.00</u>
85,192,871.16	TOTAL DEFERRED INFLOWS OF RESOURCES	80,925,103.93	732.76	4,267,034.47
FUND BALANCES				
<u>727,817,681.78</u>	FUND BALANCES	<u>448,340,374.24</u>	<u>18,482,464.39</u>	<u>27,536,264.70</u>
<u>727,817,681.78</u>	TOTAL FUND BALANCES	<u>448,340,374.24</u>	<u>18,482,464.39</u>	<u>27,536,264.70</u>
<u>\$1,095,429,675.87</u>	TOTAL LIABILITIES, DEFERRED INFLOWS OF RESOURCES, AND FUND BALANCES	<u>\$557,416,293.13</u>	<u>\$19,430,151.56</u>	<u>\$31,803,299.17</u>

CAPITAL PROJECTS	GRANT FUNDS	OTHER GOVERNMENTAL FUNDS
\$129,436,472.50	\$233,597,832.35	\$108,077,874.03
0.00	0.00	0.00
0.00	5,379,831.62	6,672,503.95
0.00	0.00	0.00
0.00	0.00	0.00
456,576.89	0.00	0.00
390,649.34	2,495,229.60	272,961.73
<u>\$130,283,698.73</u>	<u>\$241,472,893.57</u>	<u>\$115,023,339.71</u>

\$3,372,429.44	\$3,749,733.44	\$585,661.62
0.00	1,819,573.71	516,599.81
0.00	23,146,711.55	79,953.70
0.00	220,050,690.29	0.00
3,372,429.44	248,766,708.99	1,182,215.13

0.00	0.00	0.00
0.00	0.00	0.00
0.00	0.00	0.00

<u>126,911,269.29</u>	<u>(7,293,815.42)</u>	<u>113,841,124.58</u>
<u>126,911,269.29</u>	<u>(7,293,815.42)</u>	<u>113,841,124.58</u>
<u>\$130,283,698.73</u>	<u>\$241,472,893.57</u>	<u>\$115,023,339.71</u>

TARRANT COUNTY, TEXAS
COMBINED STATEMENT OF REVENUES AND EXPENDITURES
AND CHANGES IN FUND BALANCE
GOVERNMENTAL FUNDS
FOR THE FOUR (4) MONTHS ENDED 1/31/2022

<u>COMBINED TOTAL</u>		<u>GENERAL</u>	<u>ROAD & BRIDGE</u>	<u>DEBT SERVICE</u>
REVENUES:				
\$434,301,561.68	TAXES, LICENSES AND PERMITS	\$405,138,761.81	\$417.39	\$29,146,278.39
32,134,758.02	FEES OF OFFICE	17,823,714.39	5,939,850.00	0.00
1,182,765.97	FINES	1,182,765.97	0.00	0.00
65,887,580.38	INTERGOVERNMENTAL	8,468,450.36	50,104.45	0.00
319,804.98	INVESTMENT INCOME	192,609.95	7,946.29	3,320.86
4,537,810.20	MISCELLANEOUS	2,010,210.37	121,734.15	0.00
538,364,281.23	TOTAL REVENUES	434,816,512.85	6,120,052.28	29,149,599.25
EXPENDITURES:				
CURRENT:				
51,074,619.36	GENERAL GOVERNMENT	47,113,194.16	1,426,985.86	0.00
58,355,885.90	PUBLIC SAFETY	53,862,225.73	0.00	0.00
64,098,008.76	JUDICIAL	59,041,542.17	0.00	0.00
48,166,555.32	COMMUNITY SERVICES	2,457,084.51	0.00	0.00
8,197,080.50	TRANSPORTATION	0.00	7,709,240.13	0.00
14,626,530.80	CAPITAL/CONSTRUCTION	0.00	0.00	0.00
3,330,977.00	DEBT SERVICE	0.00	0.00	3,330,977.00
247,849,657.64	TOTAL EXPENDITURES	162,474,046.57	9,136,225.99	3,330,977.00
290,514,623.59	EXCESS (DEFICIT) OF REVENUES OVER EXPENDITURES	272,342,466.28	(3,016,173.71)	25,818,622.25
OTHER FINANCING SOURCES (USES):				
25,092,690.19	OPERATING TRANSFERS IN	261,546.26	3,562,087.00	0.00
(26,592,690.19)	OPERATING TRANSFERS OUT	(26,331,143.93)	0.00	0.00
289,014,623.59	EXCESS (DEFICIT) OF REVENUES AND OPERATING TRANSFERS OVER EXPENDITURES	246,272,868.61	545,913.29	25,818,622.25
FUND BALANCES:				
438,803,058.19	BEGINNING OF PERIOD	202,067,505.63	17,936,551.10	1,717,642.45
<u>\$727,817,681.78</u>	END OF PERIOD	<u>\$448,340,374.24</u>	<u>\$18,482,464.39</u>	<u>\$27,536,264.70</u>

CAPITAL PROJECTS	GRANT FUNDS	OTHER GOVERNMENTAL FUNDS
\$0.00	\$0.00	\$16,104.09
0.00	234,546.38	8,136,647.25
0.00	0.00	0.00
46,729.94	49,200,637.64	8,121,657.99
56,013.08	12,558.17	47,356.63
406,851.27	95,203.80	1,903,810.61
509,594.29	49,542,945.99	18,225,576.57
0.00	808,415.33	1,726,024.01
0.00	1,978,308.83	2,515,351.34
0.00	4,185,239.02	871,227.57
0.00	35,359,111.86	10,350,358.95
0.00	487,840.37	0.00
7,761,126.83	6,724,030.58	141,373.39
0.00	0.00	0.00
7,761,126.83	49,542,945.99	15,604,335.26
(7,251,532.54)	0.00	2,621,241.31
20,219,795.00	0.00	1,049,261.93
0.00	0.00	(261,546.26)
12,968,262.46	0.00	3,408,956.98
113,943,006.83	(7,293,815.42)	110,432,167.60
\$126,911,269.29	(\$7,293,815.42)	\$113,841,124.58

TARRANT COUNTY, TEXAS
STATEMENT OF NET POSITION
PROPRIETARY FUNDS
AS OF 1/31/2022

<u>COMBINED TOTAL</u>		<u>ENTERPRISE</u>	<u>INTERNAL SERVICE</u>
ASSETS			
\$49,624,621.01	CASH AND INVESTMENTS	\$4,198,829.94	\$45,425,791.07
1,955,854.33	OTHER RECEIVABLES (NET)	126,804.82	1,829,049.51
392,408.68	PREPAID EXPENSES AND INVENTORY	6,408.68	386,000.00
<u>3,854,793.94</u>	FIXED ASSETS (NET)	<u>3,854,793.94</u>	<u>0.00</u>
<u>55,827,677.96</u>	TOTAL ASSETS	<u>8,186,837.38</u>	<u>47,640,840.58</u>
DEFERRED OUTFLOWS OF RESOURCES			
106,410.00	PENSION CONTRIBUTIONS AFTER MEASUREMENT DATE	106,410.00	0.00
7,452.00	DIFFERENCE IN EXPECTED & ACTUAL PENSION EXPERIENCE	7,452.00	0.00
234,544.00	CHANGES IN PENSION ASSUMPTIONS	234,544.00	0.00
95,376.00	CHANGES IN OPEB ASSUMPTIONS	95,376.00	0.00
<u>22,411.00</u>	OPEB CONTRIBUTIONS AFTER MEASUREMENT DATE	<u>22,411.00</u>	<u>0.00</u>
<u>466,193.00</u>	TOTAL DEFERRED OUTFLOWS OF RESOURCES	<u>466,193.00</u>	<u>0.00</u>
LIABILITIES			
1,316,947.27	ACCOUNTS PAYABLE	66,235.91	1,250,711.36
17,192,992.39	OTHER LIABILITIES	23,924.71	17,169,067.68
456,576.89	ADVANCE FROM CAPITAL PROJECTS FUND	456,576.89	0.00
101,066.97	UNEARNED REVENUE	101,066.97	0.00
738,961.00	NET PENSION LIABILITY	738,961.00	0.00
667,689.00	OTHER POST EMPLOYMENT BENEFIT LIABILITY	667,689.00	0.00
<u>128,873.09</u>	COMPENSATED ABSENCES	<u>128,873.09</u>	<u>0.00</u>
<u>20,603,106.61</u>	TOTAL LIABILITIES	<u>2,183,327.57</u>	<u>18,419,779.04</u>
DEFERRED INFLOWS OF RESOURCES			
19,559.00	DIFFERENCE IN EXPECTED & ACTUAL PENSION EXPERIENCE	19,559.00	0.00
149,002.00	DIFFERENCE IN PROJECTED & ACTUAL PENSION EARNINGS	149,002.00	0.00
9,868.00	CHANGES IN PENSION ASSUMPTIONS	9,868.00	0.00
114,959.00	DIFFERENCE IN EXPECTED & ACTUAL OPEB EXPERIENCE	114,959.00	0.00
<u>77,401.00</u>	CHANGES IN OPEB ASSUMPTIONS	<u>77,401.00</u>	<u>0.00</u>
<u>370,789.00</u>	TOTAL DEFERRED INFLOWS OF RESOURCES	<u>370,789.00</u>	<u>0.00</u>
NET POSITION			
<u>35,319,975.35</u>	NET POSITION	<u>6,098,913.81</u>	<u>29,221,061.54</u>
<u>\$35,319,975.35</u>	TOTAL NET POSITION	<u>\$6,098,913.81</u>	<u>\$29,221,061.54</u>

TARRANT COUNTY, TEXAS
COMBINED STATEMENT OF REVENUES, EXPENSES
AND CHANGES IN FUND NET POSITION
PROPRIETARY FUNDS
FOR THE FOUR (4) MONTHS ENDED 1/31/2022

<u>COMBINED TOTAL</u>		<u>ENTERPRISE</u>	<u>INTERNAL SERVICE</u>
	OPERATING REVENUES:		
\$1,054,281.29	BUILDING RENTALS	\$1,054,281.29	\$0.00
7,916,522.18	USER FEES	0.00	7,916,522.18
20,285,780.54	COUNTY CONTRIBUTIONS	0.00	20,285,780.54
<u>2,406,978.91</u>	OTHER REVENUES	<u>26,505.08</u>	<u>2,380,473.83</u>
31,663,562.92	TOTAL OPERATING REVENUES	1,080,786.37	30,582,776.55
	OPERATING EXPENSES:		
405,734.81	PERSONNEL	405,734.81	0.00
275,305.52	BUILDING AND EQUIPMENT	273,731.39	1,574.13
104,076.69	DEPRECIATION AND AMORTIZATION	104,076.69	0.00
27,017,086.09	SELF INSURANCE CLAIMS	0.00	27,017,086.09
2,202,174.50	INSURANCE PREMIUMS	42,334.00	2,159,840.50
1,336,549.16	ADMINISTRATION	0.00	1,336,549.16
<u>418,110.92</u>	OTHER EXPENSES	<u>47,505.92</u>	<u>370,605.00</u>
<u>31,759,037.69</u>	TOTAL OPERATING EXPENSES	<u>873,382.81</u>	<u>30,885,654.88</u>
(95,474.77)	OPERATING INCOME (LOSS)	207,403.56	(302,878.33)
	NON-OPERATING REVENUE (EXPENSE):		
<u>21,626.29</u>	INTEREST INCOME	<u>1,810.84</u>	<u>19,815.45</u>
(73,848.48)	NET INCOME (LOSS) BEFORE TRANSFERS	209,214.40	(283,062.88)
	OPERATING TRANSFERS:		
8,500,000.00	OPERATING TRANSFERS IN	0.00	8,500,000.00
<u>(7,000,000.00)</u>	OPERATING TRANSFERS OUT	<u>0.00</u>	<u>(7,000,000.00)</u>
1,426,151.52	NET INCOME (LOSS)	209,214.40	1,216,937.12
	NET POSITION:		
<u>33,893,823.83</u>	BEGINNING OF PERIOD	<u>5,889,699.41</u>	<u>28,004,124.42</u>
<u>\$35,319,975.35</u>	END OF PERIOD	<u>\$6,098,913.81</u>	<u>\$29,221,061.54</u>

TARRANT COUNTY, TEXAS
COMBINED BALANCE SHEET
AGENCY FUNDS
AS OF 1/31/2022

COMBINED TOTAL		STATE COMPTROLLER FUND	OTHER CUSTODIAL FUNDS	COMMUNITY SUPERVISION & CORRECTIONS
ASSETS				
\$689,955,486.85	CASH AND INVESTMENTS	\$16,602,738.10	\$664,807,609.38	\$8,545,139.37
0.00	OTHER RECEIVABLES	0.00	0.00	0.00
5,922.98	FEE OFFICE RECEIVABLE	0.00	5,922.98	0.00
0.00	PREPAID EXPENSES & INVENTORY	0.00	0.00	0.00
56,273,674.76	RESTRICTED ASSETS	0.00	56,273,674.76	0.00
<u>\$746,235,084.59</u>	TOTAL ASSETS	<u>\$16,602,738.10</u>	<u>\$721,087,207.12</u>	<u>\$8,545,139.37</u>
LIABILITIES AND FUND BALANCE				
\$141,062.88	ACCOUNTS PAYABLE	\$0.00	\$65,891.18	\$75,171.70
<u>746,094,021.71</u>	OTHER LIABILITIES	<u>16,602,738.10</u>	<u>721,021,315.94</u>	<u>8,469,967.67</u>
<u>\$746,235,084.59</u>	TOTAL LIABILITIES AND FUND BALANCE	<u>\$16,602,738.10</u>	<u>\$721,087,207.12</u>	<u>\$8,545,139.37</u>

TARRANT COUNTY, TEXAS
NOTES TO COMBINED FINANCIAL STATEMENTS
FOR THE FOUR (4) MONTHS ENDED 1/31/2022

I. SUMMARY OF SIGNIFICANT ACCOUNTING POLICIES:

Reporting Entity

The accompanying financial statements reflect the funds and accounts of the financial reporting entity Tarrant County, Texas (the "County"), as of January 2022 and for the four months then ended. Other components of the County not included in the accompanying financial statements include, Tarrant County Hospital District, Tarrant County Mental Health and Behavioral Health Services, Tarrant County Industrial Development Corporation, Tarrant County Health Facilities Development Corporation, Tarrant County Cultural Education Facilities Finance Corporation, and Tarrant County Housing Financing Corporation. These components are technically a part of the "reporting entity" because of the budgetary oversight responsibility by the Commissioners' Court of Tarrant County. These components however are unrelated to the financial condition and results of operations of the County and have been excluded from the accompanying financial statements. Separate financial statements of these entities are available upon request.

Revenue Recognition

Revenue is generally recognized on the modified accrual basis. Under this method of accounting, revenues are recognized when susceptible to accrual, i.e., both measurable and available. The primary revenue sources susceptible to accrual are property taxes, fines and fees due to fee offices which are recognized as unavailable revenue until cash is received. Other sources are generally not measurable until received in cash.

Expenditure Recognition

Expenditures are recorded when incurred. Expenditures for principal and interest on long-term debt are recorded when due. The accrual basis of accounting is utilized in the proprietary funds. Encumbrances are not included as expenditures.

Budget Basis Reporting

The budget is prepared utilizing a modified cash basis of accounting, with adjustments for encumbrances, as allowed by state statutes. Budget basis information is presented in the accompanying "Budgetary Information" section at a summary level. Budget information at the legal level of control is available upon request.

Investment Income Allocation

To maximize investment earnings on "idle" cash and cash equivalents, a "pooled cash" concept is utilized. Under this concept nearly all deposits are maintained in the same bank account and are invested on a daily basis. Generally, interest earnings are allocated to each fund based on the funds relative percentage of the total pool.

Pension Liability

The net pension liability was actuarially valued as of December 31, 2020. The net pension liability recorded in the Resource Connection is \$738,961. The amount for the governmental funds is \$290,190,711, which is reported in the annual comprehensive financial report.

OPEB Liability

The total OPEB liability was actuarially measured as of September 30, 2020. The total OPEB liability recorded in the Resource Connection is \$667,689. The amount for the governmental funds is \$212,724,346, which is reported in the annual comprehensive financial report.

TARRANT COUNTY, TEXAS
NOTES TO COMBINED FINANCIAL STATEMENTS
FOR THE FOUR (4) MONTHS ENDED 1/31/2022

I. SUMMARY OF SIGNIFICANT ACCOUNTING POLICIES (CONT'D):

Compensated Absences

Accumulated unpaid vacation leave and vested sick pay have been recorded in the Enterprise Fund for the Resource Connection. An additional amount has been accrued for salary related payments associated with the payment of compensated absences. The amount of compensated absences for the remaining governmental funds is \$50,425,615, which is reported in the annual comprehensive financial report.

Deferred Outflows/Inflows of Resources

Deferred outflows of resources apply to future periods and so will not be recognized as an expense/ expenditure until then. Deferred inflows of resources apply to future periods and will be recognized as a revenue at that time.

Incurred but Not Reported

Included in the "Other Liabilities" of the Internal Service fund's Employee Benefits is \$4,000,000 of incurred but not reported medical and drug claims.

II. BASIS OF PRESENTATION:

The accounts of the County are organized and operated on the basis of funds, each of which is considered a separate accounting entity. Government resources are allocated to and accounted for in individual funds based on the purpose for which they are to be spent and the means by which spending activities are controlled.

Funds are classified into three categories: Governmental, Proprietary and Fiduciary. Each category is divided into separate fund types. The following fund types are used by the County.

Governmental Funds: Used to account for all or most of a government's general activity.

General Fund – used to account for the general operations of the County.

Road and Bridge Fund – used to account for the collection and expenditure of those monies designated to be spent for acquisition, construction and maintenance of county roads and bridges.

Debt Service Fund – used to account for accumulation of resources and for the payment of general long-term debt principal, interest, and related costs.

Capital Projects Funds – used to account for financial resources to be used for the acquisition and/or construction of facilities, equipment, software and infrastructure.

Grant Funds – used to account for the activities conducted under the many grant agreements between the County and various state and federal organizations.

Other Governmental Funds – used to account for specific revenue sources which are legally restricted to expenditures for specified purposes.

TARRANT COUNTY, TEXAS
NOTES TO COMBINED FINANCIAL STATEMENTS
FOR THE FOUR (4) MONTHS ENDED 1/31/2022

II. BASIS OF PRESENTATION (CONT'D):

Proprietary Funds: Used to account for operations that are financed in a manner similar to those in the private sector, where the determination of net income is appropriate for sound financial administration.

Enterprise Fund – used to account for operations that are financed and operated in a manner similar to private enterprise where the County's intent is to provide goods or services to the public on a continuing basis financed primarily through user charges. The County operates two enterprise funds, the Resource Connection and Oil and Gas Royalty.

Internal Service Funds – used to account for the various self-insurance activities for the County.

Fiduciary Funds: These funds account for assets held by the County in a fiduciary capacity and therefore cannot be used to support the County's own programs.

State Comptroller Funds – used to account for monies received on behalf of, and subsequently remitted to the State Comptroller.

Other Custodial Funds – used to account for assets held in a fiduciary capacity for others and includes property taxes collected and remitted for other entities, statutory fees collected on behalf of other governments, funds held in the registry of the court, collateral for securing bail bonds, monies on account for inmate commissary purchases, and funds seized by law enforcement agencies.

Community Supervision and Corrections – used to account for the State agency funds in the County depository and restitution collected as a condition of probation payable to injured parties.

III. NEGATIVE CASH BALANCES:

The following funds have negative cash balances at the balance sheet date. This occurs when expenditures exceed revenue collection. The General Fund has advanced money to these Funds thereby, allowing for continued operation of the related programs. These advances by the General Fund have been reflected in the accompanying combined balance sheet as Due from other funds. The advances also represent a loss of investment earnings to the General Fund and are not a reimbursable item by the grantor under reimbursing grant agreements.

Most negative cash balances arise in the County's reimbursing grant programs. These programs require the payment of expenditures prior to the reimbursement by the grantor. These cash deficits have existed for years and do not create any major concerns. However, this information is helpful to the reader of the financial statements to provide a fuller understanding of the details of County operations.

<u>FUND</u>	<u>DEFICIT</u>
E0024 RYAN WHITE ENDING HIV EPIDEMIC	\$ 206,451.51
E0025 DHHS-RYAN WHITE TITLE IV PART D - WOMEN, INFANTS, CHILDREN,	77,863.16
E0027 RYAN WHITE PART C - OUTPATIENT EIS PROGRAM	66,682.56
E0028 RYAN WHITE HIV/AIDS TREATMENT MODERNIZATION ACT PART A	432,573.33
E0031 HIV/STATE SERVICES	44,972.23
E0032 RYAN WHITE PART B	340,607.05
E0037 HIV/HOPWA	45,891.37
E0041 RYAN WHITE HIV/AIDS PRORAM PT C EIS COVID-19 RESPONSE	16,887.00

TARRANT COUNTY, TEXAS
NOTES TO COMBINED FINANCIAL STATEMENTS
FOR THE FOUR (4) MONTHS ENDED 1/31/2022

III. NEGATIVE CASH BALANCES (CONT'D):

<u>FUND</u>	<u>DEFICIT</u>
E0042 RYAN WHITE HIV/AIDS PROGRAM PTD WICY COVID-19 RESPONSE	\$ 4,482.00
E0061 HOUSING OPPORTUNITIES FOR PERSONS WITH AIDS (HOPWA)	82,599.04
E0062 HOPWA - COVID - CARES - ADMINISTRATIVE AGENCY	21,088.37
F0025 DHHS-RYAN WHITE TITLE IV PART D - WOMEN, INFANTS, CHILDREN	1,189.15
F0028 RYAN WHITE HIV/AIDS TREATMENT MODERNIZATION ACT PART A	25,382.21
F0031 HIV/STATE SERVICES FOR PMC	521.00
F0033 SURVEILLANCE	34,251.18
F0034 INFECTIOUS DISEASE SURVEILLANCE AND EPIDEMIOLOGY - YR3	19,821.33
F0035 HIV PREVENTION	108,366.13
F0036 DSHS-ENDING THE HIV EPIDEMIC	64,306.63
F0038 STD/HIV OPER	319,803.40
F0040 TDFPS-COMMUNITY YOUTH DEVELOPMENT - FY22	74,630.27
F0042 BIOTERRORISM PREPAREDNESS - LAB	32,645.72
F0043 CPS-PREPAREDNESS/HAZARDS (BIO TERRORISM)	111,208.37
F0044 DSHS-C.R.I - CITIES READINESS INITIATIVE	18,794.30
F0045 TB/PC-TB CONTROL & PREVENTION (CLINIC)	122,171.59
F0046 TUBERCULOSIS - PREVENTION AND CONTROL	50,895.78
F0051 IMMUNIZATIONS	102,241.06
F0058 DSHS - HEALTHY TEXAS BABIES	13,341.57
F0060 WIC CARD PARTICIPATION	1,067,772.98
F0062 DSHS-REGIONAL LOCAL SERVICE SYSTEMS/LOCAL PUBLIC HEALTH	81,656.11
F0072 INFLUENZA INCIDENCE SURVEILLANCE PROJECT	2,342.41
F0081 DSHS-NORTH TEXAS SYNDROMIC SURVEILLANCE PROGRAM	2,792.60
F0082 DSHS-CDC COVID-19 EMERGENCY RESPONSE	959.31
F0084 DSHS-CDC COVID-19	163,482.17
F0087 USCRI - REFUGEE MEDICAL SCREENING	47,914.06
F0093 NURSE FAMILY PARTNERSHIP GRANT	122,831.41
F0100 DSHS-COVID-19 VACCINATION CAPACITY ENHANCEMENT PROGRAM	925,345.27
F0102 CDC-HEALTH DISPARITIES / HIGH RISK	1,344,323.18
F0104 CDC-PUBLIC HEALTH CRISIS RESPONSE (PHCR) CO-AG	4,643.80
F0110 DSHS-COVID-19 VACCINATION CAPACITY ENHANCEMENT - ROUND 4 IMM	12,561.50
F0189 DSHS ELC/LRN COVID-19 - EPI EXPANSION	194,852.80
F0289 DSHS ELC/LRN COVID-19 - EPI CARES	422,914.66
F0389 DSHS ELC/LRN COVID-19 - LAB EXPANSION FUNDING	179,608.95
G0012 VETERANS COURT PROGRAM	82,133.15
G0018 CJD-REACHING INDEPENDENCE THROUGH SELF EMPOWERMENT (RISE)	62,404.40
G0065 VICTIMS ASSISTANCE GRANT-VOCA - SHERIFF	29,985.02
G0081 VAWA - PROTECTIVE ORDER UNIT	48,647.89
G0082 CJD-DISTRICT ATTORNEY BILINGUAL VICTIM ADVOCATE	24,484.85
G0084 D.I.R.E.C.T. PROGRAM	51,262.30
G0085 MENTAL HEALTH DIVERSION COURT PROGRAM	39,438.26
G0087 CJD-INTIMATE PARTNER-FAMILY VIOLENCE VICTIM ADVOCATES	76,116.64
H0001 SUPPORTIVE HOUSING PROGRAM	2,260,495.66
H0040 HOME INVESTMENT PARTNERSHIP ACT - AMERICAN RESCUE PLAN	13,534.07
H0080 COMMUNITY DEVELOPMENT BLOCK GRANT - COVID - CARES	64,710.26
H0081 EMERGENCY SHELTER GRANT - COVID - CARES	62,156.00
L0013 OJP-DOJ-NIJ FORENSIC BACKLOG REDUCTION GRANT	126,344.95
L0017 OJP-DOJ-BJA TARRANT COUNTY FY18 STOP SCHOOL VIOLENCE PROJECT	3,581.40
L0019 OJP-DOJ-HUMAN TRAFFICKING TASK FORCE	50,320.70
M0008 JAG-LAW ENFORCEMENT LIASON PRGM / MHMRTC	15,095.24
M0012 AG - VINE (VICITIM IDENTIFICATION AND NOTIFICATION EVERYDAY	19,718.24
M0014 ACCESS AND VISITATION GRANT	5,083.53
M0022 AUTO THEFT TASK FORCE - FY22	136,401.91

TARRANT COUNTY, TEXAS
NOTES TO COMBINED FINANCIAL STATEMENTS
FOR THE FOUR (4) MONTHS ENDED 1/31/2022

III. NEGATIVE CASH BALANCES (CONT'D):

<u>FUND</u>	<u>DEFICIT</u>
M0040 HOMELAND SECURITY GRANT PROGRAM	\$ 8,519.51
M0044 TXDOT COURTESY PATROL PROGRAM	873,994.98
M0048 BILINGUAL VICTIMS ASSISTANCE COORDINATOR - INTERIM	5,449.78
M0061 TVC-VETERAN'S TREATMENT COURT	21,571.58
M0072 UNITED WAY-TARRANT COUNTY VETERANS COURT DIVERSION PROGRAM	4,586.25
M0086 TJCMH-MENTAL HEALTH DIVERSION PROGRAM	3,241.64
M0095 TCEQ-TEXAS VOLKSWAGON ENVIRONMENTAL MITIGATION PGRM PCT4	676,193.60
M0096 TCEQ-TEXAS VOLKSWAGON ENVIRONMENTAL MITIGATION PGRM PCT4	97,031.20
M0097 TCEQ-TEXAS VOLKSWAGON ENVIRONMENTAL MITIGATION PGRM PCT3	196,448.00
M0098 TCEQ-TEXAS VOLKSWAGON ENVIRONMENTAL MITIGATION PGRM PCT3	199,809.60
M0099 TCEQ-TEXAS VOLKSWAGON ENVIRONMENTAL MITIGATION PGRM PCT2	168,482.92
M0100 TCEQ-TEXAS VOLKSWAGON ENVIRONMENTAL MITIGATION PGRM PCT2	142,912.00
M0212 CTIF - WAGLEY ROBERTSON (PCT3)	93.93
M0214 CTIF - NEWT PATTERSON (PCT2)	286,328.98
M0216 CTIF - HARMON (PCT3)	8,902.89
P0011 STATE FINANCIAL ASSISTANCE FUND (BPS)	254,911.65
P0014 TJPC-STATE AID-JUVENILE SUPPLEMENTAL PAY	186,607.09
P0016 TJJD-SPECIAL NEEDS DIVERSIONARY PROGRAM	14,836.74
P0026 REGIONAL DIVERSION ALTERNATIVES PROGRAM (REIMBURSEMENT)	32,223.47
P0027 TJPC-JJAEP	296,142.35
P0028 TJJD-MENTAL HEALTH SERVICES (MHS)	77,723.94
R0012 SECTION 8 - MAINSTREAM VOUCHER PROGRAM	129,680.98
R0013 HUD-SECTION 8 HOUSING VOUCHERS	2,068,417.81
R0017 HUD-VASH - VETERANS AFFAIRS SUPPORTIVE HOUSING VOUCHERS	968,634.75
R0025 FAMILY SELF SUFFICIENCY	89,108.80
R0032 SHELTER PLUS CARE	19,657.78
R0080 SECTION 8 - HOUSING CARES ACT (AF) FUNDING FY20	14,908.77
R0081 SECTION 8 - MAINSTREAM VOUCHER PGM - CARES FUNDING	75,532.51
R0110 SECTION 8 - EMERGENCY HOUSING VOUCHER (Preliminary Fees)	28,760.00
R0210 SECTION 8 - EMERGENCY HOUSING VOUCHER (Service Fees)	90,586.23
R0310 SECTION 8 - EMERGENCY HOUSING VOUCHER (Admin Fees)	18,391.83
W0102 FEMA COVID 2020 9/15/2020 to 12/31/2020	130,034.39
W0103 FEMA UNTHSC VACCINE ILA	5,771,402.61
SUB-TOTAL GRANTS	23,146,711.55
G1100 8TH ADMINISTRATIVE JUDICIAL REGION	18,029.17
T3000 DA - JPS CONTRACT	37,078.34
T3100 TC EMERGENCY SERVICE DISTRICT #1	24,846.19
TOTAL	<u>\$ 23,226,665.25</u>

IV. DEFICIT FUND BALANCE:

The following governmental fund had a negative fund balance as of 1/31/22:

Grant Funds \$ (7,293,815.42)

The deficit fund balance in the Grant Funds is due to COVID-19 expenditures anticipated to be eligible for FEMA reimbursement that were not awarded to the County as of January 31, 2022. The related revenue for these expenditures will be recognized at the time of the award.

TARRANT COUNTY, TEXAS
NOTES TO COMBINED FINANCIAL STATEMENTS
FOR THE FOUR (4) MONTHS ENDED 1/31/2022

V. INVESTMENTS:

All investment securities are purchased on the basis of "Delivery vs. Payment" and are held at JPMorgan Chase Bank – New York by the Safekeeping Department in a segregated account in the name of Tarrant County. "Delivery vs. Payment" means that the County's money is not released until the securities are delivered to the Safekeeping Department.

All securities held and transactions executed during the period conform to the requirements of the Government Code Section 2256, The Public Funds Investment Act, and the Tarrant County Investment Policy, as adopted by the Commissioners Court on November 23, 2021.

	Average Rate	
JPMorgan Chase Savings	0.20%	\$ 182,812,979
JPMorgan Chase Savings II	0.20%	32,316,205
JPMorgan Chase Checking	0.20%	257,644,903
Lone Star Investment Pool	0.01%	97,742,027
Texas CLASS Investment Pool	0.03%	13,416,579
TexStar Investment Pool	0.01%	169,402,099
TexPool Investment Pool	0.04%	200,518,461
TOTAL INVESTMENTS		<u><u>\$ 953,853,253</u></u>

The recorded position of the pools for Lone Star and TexPool are measured at amortized cost as these pools meet the requirements of GASB Statement No. 79. The recorded position of the pools for Texas CLASS and TexStar are measured at net asset value and are designed to approximate the share value.

VI. CAPITAL ASSETS:

A summary of the Governmental Funds' capital assets follows:

	Balance October 1, 2021	Additions	Disposals/ Adjustments	Balance January 31, 2022
Land and land improvements	\$ 66,874,106.58	\$ 371,840.00	\$ -	\$ 67,245,946.58
Construction in progress	32,618,411.86	2,159,640.16	-	34,778,052.02
Software in development	36,444,178.02	335,980.41	(9,706,920.32)	27,073,238.11
Buildings and improvements	508,872,187.56	4,516,706.20	-	513,388,893.76
Furnishings and equipment	101,328,271.11	2,299,144.42	(2,188,319.80)	101,439,095.73
Software	50,914,784.91	131,616.41	9,706,920.32	60,753,321.64
Infrastructure	135,997,203.03	-	-	135,997,203.03
	<u><u>\$ 933,049,143.07</u></u>	<u><u>\$ 9,814,927.60</u></u>	<u><u>\$ (2,188,319.80)</u></u>	<u><u>\$ 940,675,750.87</u></u>

TARRANT COUNTY, TEXAS
NOTES TO COMBINED FINANCIAL STATEMENTS
FOR THE FOUR (4) MONTHS ENDED 1/31/2022


VII. SCHEDULE OF OUTSTANDING BONDED DEBT:

	<u>AMOUNT</u>	<u>INTEREST RATES</u>
2010 - Limited Tax Refunding & Improvement Bonds	\$ 1,805,000	5.00%
2013 - Limited Tax Refunding & Improvement Bonds	37,870,000	5.00%
2015 - Limited Tax Refunding & Improvement Bonds	56,340,000	3.00% to 5.00%
2015A - Limited Tax Refunding & Improvement Bonds	39,215,000	1.97%
2016 - Limited Tax Refunding Bonds	46,440,000	1.48%
2017 - Limited Tax Refunding Bonds	<u>32,005,000</u>	2.13%
Total Outstanding Bonded Debt	<u><u>\$ 213,675,000</u></u>	

Arbitrage provisions of the Internal Revenue Tax Act of 1986 require the County to rebate excess arbitrage earnings from bond proceeds to the federal government. This amount was estimated to be \$0 as of September 30, 2021.

VIII. CONTINGENCIES:

The County is self-insured for workers' compensation, automobile bodily injury and property damage, comprehensive general liability and all self-insured retentions for existing policies. At January 31, 2022, \$13,051,606 has been accrued, based on an actuarial assessment, to provide for potential losses resulting from pending or threatened litigation, asserted claims and claims incurred but not reported.



**TARRANT COUNTY, TEXAS
CAPITAL PROJECT FUNDS
FUND DESCRIPTIONS**

FUND 45100 - NON-DEBT CAPITAL FUND

This fund was established to account for capital acquisitions funded from County auction proceeds, operating transfers from general fund, gas signing bonuses and gas royalties.

FUND 45400 – CAPITAL REPLACEMENT FUND

This fund was established to account for long-term planning replacement of capital assets.

FUND 45500 – COURT FACILITY FUND

This fund was established pursuant to State statutes, to account for the collection and expenditure of monies collected from filing fees for the construction, renovation, or improvement of facilities that house the courts.

FUND 47600 – 2006 BOND ELECTION FUND

This fund was established to account for the expenditure of the proceeds of General Obligation Bonds issued to fund capital acquisitions originally approved by the voters.

FUND 47700 – 2006 BOND ELECTION-TRANSPORTATION FUND

This fund was established to account for the expenditure of the proceeds of General Obligation Bonds issued to fund transportation projects originally approved by the voters.

TARRANT COUNTY, TEXAS
COMBINING BALANCE SHEET
CAPITAL PROJECTS FUNDS
AS OF 1/31/2022

COMBINED TOTAL		NON-DEBT CAPITAL	CAPITAL REPLACEMENT FUND	COURT FACILITY FUND	2006 BOND ELECTION	2006 BOND ELECTION TRANSPORTATION
ASSETS						
\$129,436,472.50	CASH AND INVESTMENTS	\$89,275,012.13	\$5,001,086.18	\$46,732.04	\$8,554,145.12	\$26,559,497.03
456,576.89	ADVANCE TO ENTERPRISE FUND	456,576.89	0.00	0.00	0.00	0.00
390,649.34	PREPAID EXPENSES & INVENTORY	390,649.34	0.00	0.00	0.00	0.00
<u>\$130,283,698.73</u>	TOTAL ASSETS	<u>\$90,122,238.36</u>	<u>\$5,001,086.18</u>	<u>\$46,732.04</u>	<u>\$8,554,145.12</u>	<u>\$26,559,497.03</u>
LIABILITIES AND FUND BALANCES						
LIABILITIES:						
\$3,372,429.44	ACCOUNTS PAYABLE	\$1,903,262.64	\$0.00	\$0.00	\$1,469,166.80	\$0.00
0.00	OTHER LIABILITIES	0.00	0.00	0.00	0.00	0.00
3,372,429.44	TOTAL LIABILITIES	1,903,262.64	0.00	0.00	1,469,166.80	0.00
FUND BALANCES:						
126,911,269.29	FUND BALANCES	88,218,975.72	5,001,086.18	46,732.04	7,084,978.32	26,559,497.03
<u>\$130,283,698.73</u>	TOTAL LIABILITIES AND FUND BALANCES	<u>\$90,122,238.36</u>	<u>\$5,001,086.18</u>	<u>\$46,732.04</u>	<u>\$8,554,145.12</u>	<u>\$26,559,497.03</u>

TARRANT COUNTY, TEXAS
COMBINING STATEMENT OF REVENUES AND EXPENDITURES
AND CHANGES IN FUND BALANCE
CAPITAL PROJECTS FUNDS
FOR THE FOUR (4) MONTHS ENDED 1/31/2022

<u>COMBINED TOTAL</u>		<u>NON-DEBT CAPITAL</u>	<u>CAPITAL REPLACEMENT FUND</u>	<u>COURT FACILITY FUND</u>	<u>2006 BOND ELECTION</u>	<u>2006 BOND ELECTION TRANSPORTATION</u>
REVENUES:						
\$46,729.94	FEES OF OFFICE	\$0.00	\$0.00	\$46,729.94	\$0.00	\$0.00
\$56,013.08	INVESTMENT INCOME	37,104.71	1,086.18	2.10	5,207.04	12,613.05
406,851.27	MISCELLANEOUS	406,851.27	0.00	0.00	0.00	0.00
509,594.29	TOTAL REVENUES	443,955.98	1,086.18	46,732.04	5,207.04	12,613.05
EXPENDITURES:						
7,761,126.83	CAPITAL/CONSTRUCTION	5,189,990.52	0.00	0.00	2,075,745.32	495,390.99
7,761,126.83	TOTAL EXPENDITURES	5,189,990.52	0.00	0.00	2,075,745.32	495,390.99
(7,251,532.54)	EXCESS (DEFICIT) OF REVENUES OVER EXPENDITURES	(4,746,034.54)	1,086.18	46,732.04	(2,070,538.28)	(482,777.94)
OTHER FINANCING SOURCES (USES):						
20,219,795.00	OPERATING TRANSFERS IN	15,219,795.00	5,000,000.00	0.00	0.00	0.00
12,968,262.46	EXCESS (DEFICIT) OF REVENUES AND OPERATING TRANSFERS OVER EXPENDITURES	10,473,760.46	5,001,086.18	46,732.04	(2,070,538.28)	(482,777.94)
FUND BALANCE (DEFICIT):						
113,943,006.83	BEGINNING OF PERIOD	77,745,215.26	0.00	0.00	9,155,516.60	27,042,274.97
<u>\$126,911,269.29</u>	END OF PERIOD	<u>\$88,218,975.72</u>	<u>\$5,001,086.18</u>	<u>\$46,732.04</u>	<u>\$7,084,978.32</u>	<u>\$26,559,497.03</u>



**TARRANT COUNTY, TEXAS
OTHER GOVERNMENTAL FUNDS
FUND DESCRIPTION**

FUND 24100 - LAW LIBRARY FUND

This fund was established, pursuant to State statutes, to account for the collection and expenditure of monies collected in civil cases supporting the Tarrant County Law Library.

FUND 25100 - VEHICLE INVENTORY TAX FUND

This fund was established, pursuant to State statutes, to account for any interest earnings generated from the vehicle inventory tax, which the collector shall retain to defray the cost of collecting this tax. The Tax Assessor has discretion over the use of this fund.

RECORDS PRESERVATION AND TECHNOLOGY FUNDS

These funds were established, pursuant to State statutes, to account for the collection and expenditure of monies collected for the preservation and automation of County records. These funds are further described on page 27.

FUND 24200 - EDUCATION FUND

This fund was established, pursuant to State statutes, to account for the collection and expenditure of monies collected to provide for the continuing education of those officials and employees associated with the probate courts and certain law enforcement offices.

FUND T0400 - PUBLIC HEALTH FUND

The Tarrant County Hospital District provides funding for the operation of the Tarrant County Health Department in an effort to aggregate the cost of health service to Tarrant County residents. This funding arrangement began in 1999. These costs were previously paid from the County's General fund. This fund also includes the Medicaid 1115 Waiver, this waiver is to enhance access to health care, increase the quality of care, improve the cost-effectiveness of care provided and better serve the health of the patients and their families.

FUND 22300 - CONSUMER HEALTH FUND

This fund was established, pursuant to State statutes, to account for the collection of food permit fees and expenditures incurred in connection with issuing permits and conducting inspections.

COURT DESIGNATED FUNDS

These funds were established to account for the collection and expenditures of court ordered fees, pursuant to State statutes. These funds are further described on page 33.

FUNDS (D6200, D8700-D8900) - DISTRICT ATTORNEY CONTRACTS

These funds are used to account for monies collected by the District Attorney which are used in the investigation of criminal activities. These monies consist primarily of fees for bad checks and forfeited monies resulting from narcotics related convictions.

FUNDS (S4300-S9700) – SHERIFF CONTRACTS

These funds are used to account for monies collected by activities in the Sheriff Department. These activities include fees from operation of the jail commissary which are used for the benefit of the jail inmates. Some of these funds are the custody of the Sheriff. Monies are also collected from forfeitures resulting from narcotics related activities.

FUNDS (G1100,T0500-T9900) – MISCELLANEOUS CONTRACTS

These funds are used to account for monies received by Tarrant County as contributions for specified purposes.

TARRANT COUNTY, TEXAS
COMBINING BALANCE SHEET
OTHER GOVERNMENTAL FUNDS
AS OF 1/31/2022

<u>COMBINED TOTAL</u>		<u>LAW LIBRARY</u>	<u>VEHICLE INVENTORY TAX</u>	<u>RECORDS PRESERVATION & TECHNOLOGY FUNDS</u>	<u>EDUCATION</u>
ASSETS					
\$108,077,874.03	CASH AND INVESTMENTS	\$1,133,789.26	\$1,781,353.16	\$24,538,836.18	\$318,410.30
6,672,503.95	OTHER RECEIVABLES	0.00	0.00	0.00	0.00
272,961.73	PREPAID EXPENSES AND INVENTORY	208.90	0.00	5,914.29	0.00
<u>\$115,023,339.71</u>	TOTAL ASSETS	<u>\$1,133,998.16</u>	<u>\$1,781,353.16</u>	<u>\$24,544,750.47</u>	<u>\$318,410.30</u>
LIABILITIES AND FUND BALANCES					
LIABILITIES:					
\$585,661.62	ACCOUNTS PAYABLE	\$5,537.59	\$0.00	\$10,437.24	\$1,923.30
516,599.81	OTHER LIABILITIES	7,264.05	1,349.30	58,985.88	0.00
79,953.70	DUE TO OTHER FUNDS	0.00	0.00	0.00	0.00
0.00	UNEARNED REVENUE	0.00	0.00	0.00	0.00
<u>1,182,215.13</u>	TOTAL LIABILITIES	<u>12,801.64</u>	<u>1,349.30</u>	<u>69,423.12</u>	<u>1,923.30</u>
FUND BALANCES:					
<u>113,841,124.58</u>	FUND BALANCES	<u>1,121,196.52</u>	<u>1,780,003.86</u>	<u>24,475,327.35</u>	<u>316,487.00</u>
<u>\$115,023,339.71</u>	TOTAL LIABILITIES AND FUND BALANCES	<u>\$1,133,998.16</u>	<u>\$1,781,353.16</u>	<u>\$24,544,750.47</u>	<u>\$318,410.30</u>

<u>PUBLIC HEALTH</u>	<u>CONSUMER HEALTH</u>	<u>COURT DESIGNATED FUNDS</u>	<u>DISTRICT ATTORNEY CONTRACTS</u>	<u>SHERIFF CONTRACTS</u>	<u>MISCELLANEOUS CONTRACTS</u>
\$48,490,352.96	\$394,034.57	\$3,243,577.03	\$1,710,191.18	\$5,456,164.49	\$21,011,164.90
6,499,366.00	0.00	0.00	0.00	0.00	173,137.95
29,802.03	0.00	0.00	0.00	237,036.51	0.00
<u>\$55,019,520.99</u>	<u>\$394,034.57</u>	<u>\$3,243,577.03</u>	<u>\$1,710,191.18</u>	<u>\$5,693,201.00</u>	<u>\$21,184,302.85</u>


\$166,686.57	\$785.26	\$172,922.00	\$14,060.36	\$114,265.71	\$99,043.59
270,646.23	17,840.75	11,740.50	0.00	38,664.76	110,108.34
0.00	0.00	0.00	0.00	0.00	79,953.70
0.00	0.00	0.00	0.00	0.00	0.00
<u>437,332.80</u>	<u>18,626.01</u>	<u>184,662.50</u>	<u>14,060.36</u>	<u>152,930.47</u>	<u>289,105.63</u>

<u>54,582,188.19</u>	<u>375,408.56</u>	<u>3,058,914.53</u>	<u>1,696,130.82</u>	<u>5,540,270.53</u>	<u>20,895,197.22</u>
<u>\$55,019,520.99</u>	<u>\$394,034.57</u>	<u>\$3,243,577.03</u>	<u>\$1,710,191.18</u>	<u>\$5,693,201.00</u>	<u>\$21,184,302.85</u>

TARRANT COUNTY, TEXAS
COMBINING STATEMENT OF REVENUES AND EXPENDITURES
AND CHANGES IN FUND BALANCE
OTHER GOVERNMENTAL FUNDS
FOR THE FOUR (4) MONTHS ENDED 1/31/2022

<u>COMBINED TOTAL</u>		<u>LAW LIBRARY</u>	<u>VEHICLE INVENTORY TAX</u>	<u>RECORDS PRESERVATION & TECHNOLOGY FUNDS</u>	<u>EDUCATION</u>
REVENUES:					
\$16,104.09	TAXES & LICENSES	\$0.00	\$13,604.09	\$0.00	\$0.00
8,136,647.25	FEES OF OFFICE	377,323.70	13,107.55	2,111,976.85	9,210.04
8,121,657.99	INTERGOVERNMENTAL	0.00	0.00	0.00	0.00
47,356.63	INVESTMENT INCOME	507.40	766.06	10,696.79	0.00
1,903,810.61	MISCELLANEOUS	9,740.10	0.00	6,633.06	0.00
18,225,576.57	TOTAL REVENUES	387,571.20	27,477.70	2,129,306.70	9,210.04
EXPENDITURES:					
CURRENT:					
1,726,024.01	GENERAL GOVERNMENT	0.00	25,128.48	1,292,926.22	0.00
2,515,351.34	PUBLIC SAFETY	0.00	0.00	0.00	9,639.15
871,227.57	JUDICIAL	41,992.48	0.00	252,499.08	3,114.73
10,350,358.95	COMMUNITY SERVICES	349,003.69	0.00	0.00	0.00
141,373.39	CAPITAL/CONSTRUCTION	0.00	3,762.00	27,583.94	0.00
15,604,335.26	TOTAL EXPENDITURES	390,996.17	28,890.48	1,573,009.24	12,753.88
2,621,241.31	EXCESS (DEFICIT) OF REVENUES OVER EXPENDITURES	(3,424.97)	(1,412.78)	556,297.46	(3,543.84)
OTHER FINANCING SOURCES (USES):					
1,049,261.93	OPERATING TRANSFERS IN	0.00	0.00	0.00	0.00
(261,546.26)	OPERATING TRANSFERS OUT	0.00	0.00	0.00	0.00
3,408,956.98	EXCESS (DEFICIT) OF REVENUES AND OPERATING TRANSFERS OVER EXPENDITURES	(3,424.97)	(1,412.78)	556,297.46	(3,543.84)
FUND BALANCES:					
110,432,167.60	BEGINNING OF PERIOD	1,124,621.49	1,781,416.64	23,919,029.89	320,030.84
<u>\$113,841,124.58</u>	END OF PERIOD	<u>\$1,121,196.52</u>	<u>\$1,780,003.86</u>	<u>\$24,475,327.35</u>	<u>\$316,487.00</u>

<u>PUBLIC HEALTH</u>	<u>CONSUMER HEALTH</u>	<u>COURT DESIGNATED FUNDS</u>	<u>DISTRICT ATTORNEY CONTRACTS</u>	<u>SHERIFF CONTRACTS</u>	<u>MISCELLANEOUS CONTRACTS</u>
\$0.00	\$0.00	\$0.00	\$0.00	\$0.00	\$2,500.00
488,022.55	348,430.79	630,934.06	165.00	0.00	4,157,476.71
7,781,901.96	0.00	48,707.02	0.00	0.00	291,049.01
22,326.21	182.91	1,365.99	692.55	2,308.93	8,509.79
1,633.24	0.00	35.74	241,480.51	1,074,131.42	570,156.54
8,293,883.96	348,613.70	681,042.81	242,338.06	1,076,440.35	5,029,692.05
26,967.65	0.00	225,113.56	0.00	0.00	155,888.10
0.00	0.00	0.00	0.00	1,107,281.35	1,398,430.84
0.00	0.00	189,672.99	94,510.99	0.00	289,437.30
5,939,527.82	350,434.84	0.00	0.00	0.00	3,711,392.60
38,076.81	0.00	14,513.96	19,191.87	13,448.19	24,796.62
6,004,572.28	350,434.84	429,300.51	113,702.86	1,120,729.54	5,579,945.46
2,289,311.68	(1,821.14)	251,742.30	128,635.20	(44,289.19)	(550,253.41)
0.00	0.00	0.00	0.00	0.00	1,049,261.93
0.00	0.00	(261,546.26)	0.00	0.00	0.00
2,289,311.68	(1,821.14)	(9,803.96)	128,635.20	(44,289.19)	499,008.52
52,292,876.51	377,229.70	3,068,718.49	1,567,495.62	5,584,559.72	20,396,188.70
<u>\$54,582,188.19</u>	<u>\$375,408.56</u>	<u>\$3,058,914.53</u>	<u>\$1,696,130.82</u>	<u>\$5,540,270.53</u>	<u>\$20,895,197.22</u>



**TARRANT COUNTY, TEXAS
RECORDS PRESERVATION FUNDS
FUND DESCRIPTION**

FUND 21100 - RECORDS PRESERVATION & AUTOMATION FUND - FILINGS

This fund was established, pursuant to State statutes, to account for the collection and expenditure of monies collected from filing fees to allow for the preservation and automation of County records. The County Clerk has discretion over the use of this fund.

FUND 21200 - RECORDS PRESERVATION & AUTOMATION FUND - CONVICTIONS

This fund was established, pursuant to State statutes, to account for the collection and expenditure of monies collected in court for the preservation and automation of County records.

FUND 21300 - RECORDS PRESERVATION & RESTORATION FUND

This fund was established, pursuant to State statutes, to account for the collection and expenditure of monies collected from filing fees for the preservation and restoration of County records.

FUND 21400 - COURT RECORD PRESERVATION FUND

This fund was established, pursuant to State statutes, to account for the collection and expenditure of monies collected from filing fees for the preservation and restoration of County records.

FUND 21500 – DISTRICT COURT RECORDS TECHNOLOGY (ARCHIVE) FUND

This fund was established, pursuant to State statutes, to account for the collection and expenditure of monies collected from filing fees for the preservation and restoration of district court records archives.

FUND 21600 – DISTRICT CLERK RECORDS MANAGEMENT AND PRESERVATION FUND

This fund was established, pursuant to State statutes, to account for the collection and expenditure of monies collected from filing fees for the records management and preservation services by the court clerk.

TARRANT COUNTY, TEXAS
COMBINING BALANCE SHEET
RECORD PRESERVATION
AS OF 1/31/2022

<u>COMBINED TOTAL</u>		<u>RECORDS PRESERVATION & AUTOMATION -FILINGS</u>	<u>RECORDS PRESERVATION & AUTOMATION -CONVICTIONS</u>	<u>RECORDS PRESERVATION & RESTORATION</u>
ASSETS				
\$24,538,836.18	CASH AND INVESTMENTS	\$9,583,227.65	\$330,857.49	\$12,868,437.44
<u>5,914.29</u>	PREPAID EXPENSES AND INVENTORY	<u>0.00</u>	<u>0.00</u>	<u>5,914.29</u>
<u>\$24,544,750.47</u>	TOTAL ASSETS	<u>\$9,583,227.65</u>	<u>\$330,857.49</u>	<u>\$12,874,351.73</u>
LIABILITIES AND FUND BALANCES				
LIABILITIES:				
\$10,437.24	ACCOUNTS PAYABLE	\$8,812.21	\$1,621.97	\$3.06
<u>58,985.88</u>	OTHER LIABILITIES	<u>27,906.42</u>	<u>7,826.58</u>	<u>9,686.69</u>
69,423.12	TOTAL LIABILITIES	36,718.63	9,448.55	9,689.75
FUND BALANCES:				
<u>24,475,327.35</u>	FUND BALANCES	<u>9,546,509.02</u>	<u>321,408.94</u>	<u>12,864,661.98</u>
<u>\$24,544,750.47</u>	TOTAL LIABILITIES AND FUND BALANCES	<u>\$9,583,227.65</u>	<u>\$330,857.49</u>	<u>\$12,874,351.73</u>

<u>COURT RECORD PRESERVATION</u>	<u>DISTRICT COURT RECORDS TECHNOLOGY (ARCHIVE)</u>	<u>DISTRICT CLERK RECORDS MANAGEMENT & PRESERVATION</u>
\$1,251,543.36	\$44,091.76	\$460,678.48
<u>0.00</u>	<u>0.00</u>	<u>0.00</u>
<u>\$1,251,543.36</u>	<u>\$44,091.76</u>	<u>\$460,678.48</u>
\$0.00	\$0.00	\$0.00
<u>6,674.98</u>	<u>6,891.21</u>	<u>0.00</u>
6,674.98	6,891.21	0.00
<u>1,244,868.38</u>	<u>37,200.55</u>	<u>460,678.48</u>
<u>\$1,251,543.36</u>	<u>\$44,091.76</u>	<u>\$460,678.48</u>

TARRANT COUNTY, TEXAS
COMBINING STATEMENT OF REVENUES AND EXPENDITURES
AND CHANGES IN FUND BALANCE
RECORDS PRESERVATION
FOR THE FOUR (4) MONTHS ENDED 1/31/2022

<u>COMBINED TOTAL</u>		<u>RECORDS PRESERVATION & AUTOMATION -FILINGS</u>	<u>RECORDS PRESERVATION & AUTOMATION -CONVICTIONS</u>	<u>RECORDS PRESERVATION RESTORATION</u>
	REVENUES:			
\$2,111,976.85	FEES OF OFFICE	\$997,579.44	\$63,151.17	\$779,909.00
10,696.79	INVESTMENT INCOME	4,217.19	166.30	5,542.92
6,633.06	MISCELLANEOUS	6,555.66	77.40	0.00
<u>2,129,306.70</u>	TOTAL REVENUES	<u>1,008,352.29</u>	<u>63,394.87</u>	<u>785,451.92</u>
	EXPENDITURES:			
	CURRENT:			
1,292,926.22	GENERAL GOVERNMENT	939,181.68	134,559.62	219,184.92
252,499.08	JUDICIAL	0.00	0.00	0.00
27,583.94	CAPITAL/CONSTRUCTION	27,583.94	0.00	0.00
<u>1,573,009.24</u>	TOTAL EXPENDITURES	<u>966,765.62</u>	<u>134,559.62</u>	<u>219,184.92</u>
556,297.46	EXCESS (DEFICIT) OF REVENUES OVER EXPENDITURES	41,586.67	(71,164.75)	566,267.00
	FUND BALANCES:			
<u>23,919,029.89</u>	BEGINNING OF PERIOD	<u>9,504,922.35</u>	<u>392,573.69</u>	<u>12,298,394.98</u>
<u>\$24,475,327.35</u>	END OF PERIOD	<u>\$9,546,509.02</u>	<u>\$321,408.94</u>	<u>\$12,864,661.98</u>

<u>COURT RECORD PRESERVATION</u>	<u>DISTRICT COURT RECORDS TECHNOLOGY (ARCHIVE)</u>	<u>DISTRICT CLERK RECORDS MANAGEMENT & PRESERVATION</u>
\$97,151.75	\$71,084.00	\$103,101.49
561.51	36.60	172.27
0.00	0.00	0.00
<u>97,713.26</u>	<u>71,120.60</u>	<u>103,273.76</u>
0.00	0.00	0.00
118,783.90	133,701.67	13.51
0.00	0.00	0.00
<u>118,783.90</u>	<u>133,701.67</u>	<u>13.51</u>
(21,070.64)	(62,581.07)	103,260.25
<u>1,265,939.02</u>	<u>99,781.62</u>	<u>357,418.23</u>
<u>\$1,244,868.38</u>	<u>\$37,200.55</u>	<u>\$460,678.48</u>

**TARRANT COUNTY, TEXAS
COURT DESIGNATED FUNDS
FUND DESCRIPTION**

FUND 22100 - COURTHOUSE SECURITY FUND

This fund was established, pursuant to State statutes, to account for the collection of Courthouse security fees assessed in court cases. Revenue is subsequently transferred to the general fund where expenditures for Courthouse security are recorded.

FUND 22400 – JUVENILE DELINQUENCY PREVENTION FUND

This fund was established, pursuant to State statutes, to account for the collection of a fee related to graffiti court cases. The revenues in this fund are to be used to repair damages, provide educational and intervention programs, and provide rewards to the public for aiding in the apprehension and prosecution of offenders who commit graffiti offenses.

FUND 22500 - ALTERNATIVE DISPUTE RESOLUTION SYSTEM (ADRS)

This fund was established, pursuant to State statutes, to account for an alternative dispute resolution system for the peaceable and expeditious resolution of citizen disputes.

FUND 22600 – PROBATE CONTRIBUTIONS FUND

This fund was established, pursuant to State statutes, to account for the collection of a fee under Section 51.704. The revenues in this fund are to be used for court-related purposes for the support of the statutory probate courts.

FUND 24300 - APPELLATE JUDICIAL SYSTEM FUND

This fund was established, pursuant to State statutes, to account for the collection and expenditure of monies collected in civil cases to provide for a portion of the operational costs of the Court of Appeals.

FUND 22700 – JUSTICE COURT TECHNOLOGY FUND

This fund was established, pursuant to State statutes, to account for the collection and expenditure of monies to provide for technology in the justice of the peace courts.

FUND 22800 – JUSTICE COURT BUILDING SECURITY FUND

This fund was established, pursuant to State statutes, to account for the collection and expenditure of monies to provide for security in the justice court buildings.

FUND 22900 – CHILD ABUSE PREVENTION FUND

This fund was established, pursuant to State statutes, to account for the collection and expenditure of monies to provide for child abuse prevention programs.

FUND 23000 – FAMILY PROTECTION FUND

This fund was established, pursuant to State statutes, to account for the collection and expenditure of monies to provide for family protection services.

FUND 23100 – GUARDIANSHIP FUND

This fund was established, pursuant to State statutes, to account for the collection and expenditure of monies to provide compensation of a guardian ad litem, an attorney ad litem, and/or fund local guardianship programs for indigent incapacitated persons.

FUND 23200 – DRUG AND ALCOHOL COURT FUND

This fund was established, pursuant to State statutes, to account for the collection and expenditure of monies to provide for drug and alcohol court program.

FUND 23300 – COUNTY AND DISTRICT COURT TECHNOLOGY FUND

This fund was established, pursuant to State statutes, to account for the collection and expenditure of monies to provide for county and district court technology.

**TARRANT COUNTY, TEXAS
COURT DESIGNATED FUNDS
FUND DESCRIPTION**

FUND 23400 – SPECIALTY COURT FUND

This fund was established, pursuant to State statutes, to account for the collection and expenditure of monies to provide for eligible specialty court programs.

FUND 23500 – TRUANCY PREVENTION AND DIVERSION FUND

This fund was established, pursuant to State statutes, to account for the collection and expenditure of monies to provide for a juvenile case manager and implement programs to prevent or reduce juvenile referrals to the court.

FUND 23600 – LANGUAGE ACCESS FUND

This fund was established, pursuant to State statutes, to account for the collection and expenditure of monies to provide language access services for individuals appearing before the court or receiving court services.

**TARRANT COUNTY, TEXAS
COMBINING BALANCE SHEET
COURT DESIGNATED FUNDS
AS OF 1/31/2022**


<u>COMBINED TOTAL</u>		<u>COURTHOUSE SECURITY</u>	<u>JUVENILE DELINQUENCY PREVENTION</u>	<u>ADRS</u>	<u>PROBATE CONTRIBUTION FUND</u>	<u>APPELLATE JUDICIAL SYSTEM</u>	<u>JUSTICE COURT TECHNOLOGY FUND</u>
ASSETS							
\$3,243,577.03	CASH AND INVESTMENTS	\$0.00	\$2,834.25	\$1,274,268.52	\$785,741.18	\$29,916.65	\$201,948.41
0.00	OTHER RECEIVABLES	0.00	0.00	0.00	0.00	0.00	0.00
<u>\$3,243,577.03</u>	TOTAL ASSETS	<u>\$0.00</u>	<u>\$2,834.25</u>	<u>\$1,274,268.52</u>	<u>\$785,741.18</u>	<u>\$29,916.65</u>	<u>\$201,948.41</u>
LIABILITIES AND FUND BALANCES							
LIABILITIES:							
\$172,922.00	ACCOUNTS PAYABLE	\$0.00	\$0.00	\$295.00	\$25,000.00	\$0.00	\$3,305.00
11,740.50	OTHER LIABILITIES	0.00	0.00	6,410.42	2,217.15	1,848.56	0.00
184,662.50	TOTAL LIABILITIES	0.00	0.00	6,705.42	27,217.15	1,848.56	3,305.00
FUND BALANCES:							
3,058,914.53	FUND BALANCES	0.00	2,834.25	1,267,563.10	758,524.03	28,068.09	198,643.41
<u>\$3,243,577.03</u>	TOTAL LIABILITIES AND FUND BALANCES	<u>\$0.00</u>	<u>\$2,834.25</u>	<u>\$1,274,268.52</u>	<u>\$785,741.18</u>	<u>\$29,916.65</u>	<u>\$201,948.41</u>

JUSTICE COURT BLDG SECURITY FUND	CHILD ABUSE PREVENTION FUND	FAMILY PROTECTION FUND	GUARDIANSHIP FUND	DRUG & ALCOHOL COURT	COUNTY AND DISTRICT COURT TECHNOLOGY FUND	SPECIALTY COURT FUND	TRUANCY PREVENTION & DIVERSION FUND	LANGUAGE ACCESS FUND
\$0.00	\$102,755.13	\$71,395.19	\$144,485.26	\$264,911.07	\$181,636.78	\$108,417.61	\$56,747.34	\$18,519.64
0.00	0.00	0.00	0.00	0.00	0.00	0.00	0.00	0.00
<u>\$0.00</u>	<u>\$102,755.13</u>	<u>\$71,395.19</u>	<u>\$144,485.26</u>	<u>\$264,911.07</u>	<u>\$181,636.78</u>	<u>\$108,417.61</u>	<u>\$56,747.34</u>	<u>\$18,519.64</u>
\$0.00	\$0.00	\$34,322.00	\$110,000.00	\$0.00	\$0.00	\$0.00	\$0.00	\$0.00
0.00	0.00	0.00	0.00	0.00	0.00	1,264.37	0.00	0.00
0.00	0.00	34,322.00	110,000.00	0.00	0.00	1,264.37	0.00	0.00
<u>0.00</u>	<u>102,755.13</u>	<u>37,073.19</u>	<u>34,485.26</u>	<u>264,911.07</u>	<u>181,636.78</u>	<u>107,153.24</u>	<u>56,747.34</u>	<u>18,519.64</u>
<u>\$0.00</u>	<u>\$102,755.13</u>	<u>\$71,395.19</u>	<u>\$144,485.26</u>	<u>\$264,911.07</u>	<u>\$181,636.78</u>	<u>\$108,417.61</u>	<u>\$56,747.34</u>	<u>\$18,519.64</u>

TARRANT COUNTY, TEXAS
COMBINING STATEMENT OF REVENUES AND EXPENDITURES
AND CHANGES IN FUND BALANCE
COURT DESIGNATED FUNDS
FOR THE FOUR (4) MONTHS ENDED 1/31/2022

COMBINED TOTAL		COURTHOUSE SECURITY	JUVENILE DELINQUENCY PREVENTION	ADRS	PROBATE CONTRIBUTION FUND	APPELLATE JUDICIAL SYSTEM	JUSTICE COURT TECHNOLOGY FUND
REVENUES:							
\$630,934.06	FEES OF OFFICE	\$258,355.87	\$0.00	\$151,926.39	\$0.00	\$50,322.44	\$10,591.27
48,707.02	INTERGOVERNMENTAL	0.00	0.00	0.00	48,707.02	0.00	0.00
1,365.99	INVESTMENT INCOME	0.00	1.25	549.82	317.51	13.44	88.77
35.74	MISCELLANEOUS	0.00	0.00	0.00	0.00	0.00	35.74
681,042.81	TOTAL REVENUES	258,355.87	1.25	152,476.21	49,024.53	50,335.88	10,715.78
EXPENDITURES:							
CURRENT:							
225,113.56	GENERAL GOVERNMENT	0.00	0.00	115,113.56	0.00	0.00	0.00
189,672.99	JUDICIAL	0.00	26.80	0.00	60,135.76	47,267.94	0.00
14,513.96	CAPITAL/CONSTRUCTION	0.00	0.00	0.00	0.00	0.00	14,513.96
429,300.51	TOTAL EXPENDITURES	0.00	26.80	115,113.56	60,135.76	47,267.94	14,513.96
251,742.30	EXCESS (DEFICIT) OF REVENUES OVER EXPENDITURES	258,355.87	(25.55)	37,362.65	(11,111.23)	3,067.94	(3,798.18)
OTHER FINANCING SOURCES (USES):							
(261,546.26)	OPERATING TRANSFERS OUT	(258,355.87)	0.00	0.00	0.00	0.00	0.00
(9,803.96)	EXCESS (DEFICIT) OF REVENUES AND OPERATING TRANSFERS OVER EXPENDITURES	0.00	(25.55)	37,362.65	(11,111.23)	3,067.94	(3,798.18)
FUND BALANCES:							
3,068,718.49	BEGINNING OF PERIOD	0.00	2,859.80	1,230,200.45	769,635.26	25,000.15	202,441.59
\$3,058,914.53	END OF PERIOD	\$0.00	\$2,834.25	\$1,267,563.10	\$758,524.03	\$28,068.09	\$198,643.41

JUSTICE COURT BLDG SECURITY FUND	CHILD ABUSE PREVENTION FUND	FAMILY PROTECTION FUND	GUARDIANSHIP FUND	DRUG & ALCOHOL COURT	COUNTY AND DISTRICT COURT TECHNOLOGY FUND	SPECIALTY COURT FUND	TRUANCY PREVENTION & DIVERSION FUND	LANGUAGE ACCESS FUND
\$3,190.39	\$3,180.28	\$25,905.00	\$37,619.99	\$4,636.65	\$10,059.49	\$44,529.60	\$12,097.95	\$18,518.74
0.00	0.00	0.00	0.00	0.00	0.00	0.00	0.00	0.00
0.00	44.64	26.76	54.55	118.99	77.95	49.12	22.29	0.90
0.00	0.00	0.00	0.00	0.00	0.00	0.00	0.00	0.00
3,190.39	3,224.92	25,931.76	37,674.54	4,755.64	10,137.44	44,578.72	12,120.24	18,519.64
0.00	0.00	0.00	110,000.00	0.00	0.00	0.00	0.00	0.00
0.00	0.00	34,322.00	0.00	637.50	0.00	47,282.99	0.00	0.00
0.00	0.00	0.00	0.00	0.00	0.00	0.00	0.00	0.00
0.00	0.00	34,322.00	110,000.00	637.50	0.00	47,282.99	0.00	0.00
3,190.39	3,224.92	(8,390.24)	(72,325.46)	4,118.14	10,137.44	(2,704.27)	12,120.24	18,519.64
(3,190.39)	0.00	0.00	0.00	0.00	0.00	0.00	0.00	0.00
0.00	3,224.92	(8,390.24)	(72,325.46)	4,118.14	10,137.44	(2,704.27)	12,120.24	18,519.64
0.00	99,530.21	45,463.43	106,810.72	260,792.93	171,499.34	109,857.51	44,627.10	0.00
\$0.00	\$102,755.13	\$37,073.19	\$34,485.26	\$264,911.07	\$181,636.78	\$107,153.24	\$56,747.34	\$18,519.64



**TARRANT COUNTY, TEXAS
ENTERPRISE FUNDS
FUND DESCRIPTIONS**

FUND 51100 – RESOURCE CONNECTION

This fund was established to account for activities of the Resource Connection.

FUND 51200 – OIL & GAS ROYALTY FUND

This fund was established to account for proceeds from the lease of County mineral rights on the Resource Connection campus.

TARRANT COUNTY, TEXAS
STATEMENT OF NET POSITION
ENTERPRISE FUNDS
AS OF 1/31/2022

<u>COMBINED TOTAL</u>		<u>RESOURCE CONNECTION</u>	<u>OIL & GAS ROYALTY</u>
ASSETS			
\$4,198,829.94	CASH AND INVESTMENTS	\$2,683,513.91	\$1,515,316.03
126,804.82	OTHER RECEIVABLES (NET)	126,804.82	0.00
6,408.68	PREPAID EXPENSES & INVENTORY	6,408.68	0.00
<u>3,854,793.94</u>	FIXED ASSETS (NET)	<u>3,303,979.09</u>	<u>550,814.85</u>
<u>8,186,837.38</u>	TOTAL ASSETS	<u>6,120,706.50</u>	<u>2,066,130.88</u>
DEFERRED OUTFLOWS OF RESOURCES			
106,410.00	PENSION CONTRIBUTIONS AFTER MEASUREMENT DATE	106,410.00	0.00
7,452.00	DIFFERENCE IN EXPECTED & ACTUAL PENSION EXPERIENCE	7,452.00	0.00
234,544.00	CHANGES IN PENSION ASSUMPTIONS	234,544.00	0.00
95,376.00	CHANGES IN OPEB ASSUMPTIONS	95,376.00	0.00
<u>22,411.00</u>	OPEB CONTRIBUTIONS AFTER MEASUREMENT DATE	<u>22,411.00</u>	<u>0.00</u>
<u>466,193.00</u>	TOTAL DEFERRED OUTFLOWS OF RESOURCES	<u>466,193.00</u>	<u>0.00</u>
LIABILITIES			
66,235.91	ACCOUNTS PAYABLE	66,235.91	0.00
23,924.71	OTHER LIABILITIES	23,924.71	0.00
456,576.89	ADVANCE FROM CAPITAL PROJECTS FUND	456,576.89	0.00
101,066.97	UNEARNED REVENUE	101,066.97	0.00
738,961.00	NET PENSION LIABILITY	738,961.00	0.00
667,689.00	OTHER POST EMPLOYMENT BENEFIT LIABILITY	667,689.00	0.00
<u>128,873.09</u>	COMPENSATED ABSENCES	<u>128,873.09</u>	<u>0.00</u>
<u>2,183,327.57</u>	TOTAL LIABILITIES	<u>2,183,327.57</u>	<u>0.00</u>
DEFERRED INFLOWS OF RESOURCES			
19,559.00	DIFFERENCE IN EXPECTED & ACTUAL PENSION EXPERIENCE	19,559.00	0.00
149,002.00	DIFFERENCE IN PROJECTED & ACTUAL PENSION EARNINGS	149,002.00	0.00
9,868.00	CHANGES IN PENSION ASSUMPTIONS	9,868.00	0.00
114,959.00	DIFFERENCE IN EXPECTED & ACTUAL OPEB EXPERIENCE	114,959.00	0.00
<u>77,401.00</u>	CHANGES IN OPEB ASSUMPTIONS	<u>77,401.00</u>	<u>0.00</u>
<u>370,789.00</u>	TOTAL DEFERRED INFLOWS OF RESOURCES	<u>370,789.00</u>	<u>0.00</u>
NET POSITION			
<u>6,098,913.81</u>	NET POSITION	<u>4,032,782.93</u>	<u>2,066,130.88</u>
<u>\$6,098,913.81</u>	TOTAL NET POSITION	<u>\$4,032,782.93</u>	<u>\$2,066,130.88</u>

TARRANT COUNTY, TEXAS
COMBINING STATEMENT OF REVENUES, EXPENSES
AND CHANGES IN FUND NET POSITION
ENTERPRISE FUNDS
FOR THE FOUR (4) MONTHS ENDED 1/31/2022

<u>COMBINED TOTAL</u>		<u>RESOURCE CONNECTION</u>	<u>OIL & GAS ROYALTY</u>
	OPERATING REVENUES:		
\$1,054,281.29	BUILDING RENTALS	\$1,054,281.29	\$0.00
<u>26,505.08</u>	OTHER REVENUES	<u>800.25</u>	<u>25,704.83</u>
1,080,786.37	TOTAL OPERATING REVENUES	1,055,081.54	25,704.83
	OPERATING EXPENSES:		
405,734.81	PERSONNEL	405,734.81	0.00
273,731.39	BUILDING AND EQUIPMENT	273,731.39	0.00
104,076.69	DEPRECIATION AND AMORTIZATION	80,716.35	23,360.34
42,334.00	INSURANCE PREMIUMS	42,334.00	0.00
<u>47,505.92</u>	OTHER EXPENSES	<u>47,505.92</u>	<u>0.00</u>
<u>873,382.81</u>	TOTAL OPERATING EXPENSES	<u>850,022.47</u>	<u>23,360.34</u>
207,403.56	OPERATING INCOME (LOSS)	205,059.07	2,344.49
	NON-OPERATING REVENUE (EXPENSE):		
<u>1,810.84</u>	INTEREST INCOME	<u>1,151.92</u>	<u>658.92</u>
209,214.40	NET INCOME (LOSS) BEFORE TRANSFERS	206,210.99	3,003.41
	OPERATING TRANSFERS:		
0.00	OPERATING TRANSFERS IN	0.00	0.00
<u>0.00</u>	OPERATING TRANSFERS OUT	<u>0.00</u>	<u>0.00</u>
209,214.40	NET INCOME (LOSS)	206,210.99	3,003.41
	NET POSITION:		
<u>5,889,699.41</u>	BEGINNING OF PERIOD	<u>3,826,571.94</u>	<u>2,063,127.47</u>
<u><u>\$6,098,913.81</u></u>	END OF PERIOD	<u><u>\$4,032,782.93</u></u>	<u><u>\$2,066,130.88</u></u>



**TARRANT COUNTY, TEXAS
INTERNAL SERVICE FUNDS
FUND DESCRIPTIONS**

FUND 61500 - SELF INSURANCE FUND

This fund was established to account for expenditures of bond proceeds received in fiscal year 1998 for the county self insured general liability claims.

FUND 61900 - WORKERS COMPENSATION

This fund was established to account for workers compensation claims. Prior to the establishment of fund 615, this fund was used for general liability and automobile/property damage claims.

FUND 62100 - COUNTY CLERK PROFESSIONAL LIABILITY FUND

This fund was established to account for the County Clerk's errors and omissions self insurance.

FUND 62200 - DISTRICT CLERK PROFESSIONAL LIABILITY FUND

This fund was established to account for the District Clerk's errors and omissions self insurance.

FUND 65100 - EMPLOYEE BENEFITS FUND

This fund was established to account for Tarrant County employee benefits.

TARRANT COUNTY, TEXAS
STATEMENT OF NET POSITION
INTERNAL SERVICE FUNDS
AS OF 1/31/2022


<u>COMBINED TOTAL</u>		<u>SELF INSURANCE</u>	<u>WORKERS COMPENSATION</u>	<u>COUNTY CLERK PROFESSIONAL LIABILITY</u>
ASSETS				
\$45,425,791.07	CASH AND INVESTMENTS	\$2,557,822.90	\$6,679,071.94	\$716,939.25
1,829,049.51	OTHER RECEIVABLES	5,280.26	0.00	0.00
386,000.00	PREPAID EXPENSES AND INVENTORY	0.00	140,000.00	0.00
<u>47,640,840.58</u>	TOTAL ASSETS	<u>2,563,103.16</u>	<u>6,819,071.94</u>	<u>716,939.25</u>
LIABILITIES				
1,250,711.36	ACCOUNTS PAYABLE	15,306.87	26,938.90	0.00
17,169,067.68	OTHER LIABILITIES	656,148.00	12,396,117.00	0.00
0.00	UNEARNED REVENUE	0.00	0.00	0.00
<u>18,419,779.04</u>	TOTAL LIABILITIES	<u>671,454.87</u>	<u>12,423,055.90</u>	<u>0.00</u>
NET POSITION				
<u>29,221,061.54</u>	NET POSITION	<u>1,891,648.29</u>	<u>(5,603,983.96)</u>	<u>716,939.25</u>
<u>\$29,221,061.54</u>	TOTAL NET POSITION	<u>\$1,891,648.29</u>	<u>(\$5,603,983.96)</u>	<u>\$716,939.25</u>

<u>DISTRICT CLERK PROFESSIONAL LIABILITY</u>	<u>EMPLOYEE BENEFITS</u>
\$559,536.94	\$34,912,420.04
0.00	1,823,769.25
<u>0.00</u>	<u>246,000.00</u>
<u>559,536.94</u>	<u>36,982,189.29</u>
0.00	1,208,465.59
0.00	4,116,802.68
<u>0.00</u>	<u>0.00</u>
<u>0.00</u>	<u>5,325,268.27</u>
<u>559,536.94</u>	<u>31,656,921.02</u>
<u><u>\$559,536.94</u></u>	<u><u>\$31,656,921.02</u></u>


TARRANT COUNTY, TEXAS
COMBINING STATEMENT OF REVENUES, EXPENSES
AND CHANGES IN FUND NET POSITION
INTERNAL SERVICE FUNDS
FOR THE FOUR (4) MONTHS ENDED 1/31/2022

<u>COMBINED TOTAL</u>		<u>SELF INSURANCE</u>	<u>WORKERS COMPENSATION</u>	<u>COUNTY CLERK PROFESSIONAL LIABILITY</u>
	OPERATING REVENUES:			
\$7,916,522.18	USER FEES	\$0.00	\$0.00	\$0.00
20,285,780.54	COUNTY CONTRIBUTIONS	0.00	967,572.74	0.00
<u>2,380,473.83</u>	OTHER REVENUES	<u>6,473.97</u>	<u>0.00</u>	<u>0.00</u>
30,582,776.55	TOTAL OPERATING REVENUES	6,473.97	967,572.74	0.00
	OPERATING EXPENSES:			
1,574.13	BUILDING AND EQUIPMENT	0.00	0.00	0.00
27,017,086.09	SELF INSURANCE CLAIMS	52,136.05	1,180,666.48	0.00
2,159,840.50	INSURANCE PREMIUMS	0.00	0.00	0.00
1,336,549.16	ADMINISTRATION	0.00	0.00	0.00
<u>370,605.00</u>	OTHER EXPENSES	<u>19,438.16</u>	<u>30,242.00</u>	<u>0.00</u>
<u>30,885,654.88</u>	TOTAL OPERATING EXPENSES	<u>71,574.21</u>	<u>1,210,908.48</u>	<u>0.00</u>
(302,878.33)	OPERATING INCOME (LOSS)	(65,100.24)	(243,335.74)	0.00
	NON-OPERATING REVENUE (EXPENSE):			
<u>19,815.45</u>	INTEREST INCOME	<u>1,138.52</u>	<u>2,555.97</u>	<u>316.44</u>
(283,062.88)	NET INCOME (LOSS) BEFORE TRANSFERS	(63,961.72)	(240,779.77)	316.44
	OPERATING TRANSFERS:			
8,500,000.00	OPERATING TRANSFERS IN	1,500,000.00	7,000,000.00	0.00
<u>(7,000,000.00)</u>	OPERATING TRANSFERS OUT	<u>0.00</u>	<u>0.00</u>	<u>0.00</u>
1,216,937.12	NET INCOME (LOSS)	1,436,038.28	6,759,220.23	316.44
	NET POSITION:			
<u>28,004,124.42</u>	BEGINNING OF PERIOD	<u>455,610.01</u>	<u>(12,363,204.19)</u>	<u>716,622.81</u>
<u>\$29,221,061.54</u>	END OF PERIOD	<u>\$1,891,648.29</u>	<u>(\$5,603,983.96)</u>	<u>\$716,939.25</u>

<u>DISTRICT CLERK PROFESSIONAL LIABILITY</u>	<u>EMPLOYEE BENEFITS</u>
\$25.00	\$7,916,497.18
0.00	19,318,207.80
<u>0.00</u>	<u>2,373,999.86</u>
25.00	29,608,704.84
0.00	1,574.13
0.00	25,784,283.56
0.00	2,159,840.50
0.00	1,336,549.16
<u>6,487.44</u>	<u>314,437.40</u>
<u>6,487.44</u>	<u>29,596,684.75</u>
(6,462.44)	12,020.09
250.71	15,553.81
(6,211.73)	27,573.90
0.00	0.00
<u>0.00</u>	<u>(7,000,000.00)</u>
(6,211.73)	(6,972,426.10)
<u>565,748.67</u>	<u>38,629,347.12</u>
<u>\$559,536.94</u>	<u>\$31,656,921.02</u>



TARRANT COUNTY
BUDGETARY INFORMATION



TARRANT COUNTY, TEXAS
SUMMARY BUDGET VERSUS ACTUAL (BUDGET BASIS) REVENUE AND EXPENDITURES
TAX SUPPORTED FUNDS
FOR THE FOUR (4) MONTHS ENDED 1/31/2022

	CURRENT MONTH ACTUAL	YTD ACTUAL	BUDGET	PERCENT	LAST YEAR PERCENT
<u>GENERAL FUND</u>					
REVENUES:					
Taxes	\$156,330,383	\$404,813,923	\$463,878,186	87.27%	87.43%
Licenses	128,885	406,017	1,055,000	38.49%	26.99%
Fees of Office	8,700,710	17,823,714	58,227,400	30.61%	30.51%
Intergovernmental	4,710,918	8,468,450	23,242,417	36.44%	35.87%
Investment Income	54,980	192,610	230,750	83.47%	46.36%
Other Revenues	851,640	3,192,995	7,658,892	41.69%	38.15%
Transfers	89,877	261,546	630,000	41.52%	41.91%
Contingent		0	20,000,000		
Cash Carryforward		193,046,648	145,313,882		
	<u>\$170,867,393</u>	<u>\$628,205,903</u>	<u>\$720,236,527</u>	<u>87.22%</u>	<u>84.31%</u>
EXPENDITURES:					
Personnel	\$32,542,254.69	\$128,237,712	\$402,352,212	31.87%	32.48%
Other	7,721,824	52,991,651	130,954,288	40.47%	42.44%
Transfers	6,141,012	26,331,144	76,912,729	34.24%	33.31%
Grant Match and Subsidy	13,047	332,496	4,965,505	6.70%	9.14%
Undesignated			11,450,623		
Contingent			20,000,000		
Reserves			73,601,170		
	<u>\$46,418,138</u>	<u>\$207,893,003</u>	<u>\$720,236,527</u>	<u>28.86%</u>	<u>30.00%</u>
<u>ROAD & BRIDGE FUND</u>					
REVENUES:					
Taxes	\$358	\$417	\$0	OVER 100%	OVER 100%
Fees of Office	1,717,680	5,939,850	18,823,950	31.55%	36.40%
Intergovernmental	0	50,104	60,400	82.95%	OVER 100%
Investment Income	1,827	7,946	15,000	52.97%	61.46%
Other Revenues	1,979	121,735	172,000	70.78%	22.33%
Transfers	890,522	3,562,087	10,686,261	33.33%	33.33%
Cash Carryforward		15,059,553	11,481,998		
	<u>\$2,612,366</u>	<u>\$24,741,692</u>	<u>\$41,239,609</u>	<u>59.99%</u>	<u>57.40%</u>
EXPENDITURES:					
Personnel	\$1,767,907	\$7,113,928	\$23,378,165	30.43%	30.34%
Other	473,727	3,816,957	17,447,555	21.88%	23.79%
Grant Match and Subsidy	0	0	116,100	0.00%	0.00%
Undesignated			297,789		
	<u>\$2,241,634</u>	<u>\$10,930,885</u>	<u>\$41,239,609</u>	<u>26.51%</u>	<u>27.46%</u>
<u>DEBT SERVICE FUND</u>					
REVENUES:					
Taxes	\$11,264,112	\$29,155,895	\$34,100,247	85.50%	85.40%
Investment Income	1,817	3,321	15,090	22.01%	22.38%
Cash Carryforward		1,708,026	1,614,117		
	<u>\$11,265,929</u>	<u>\$30,867,242</u>	<u>\$35,729,454</u>	<u>86.39%</u>	<u>85.75%</u>
EXPENDITURES:					
Principal	\$0	\$0	\$27,560,000	0.00%	0.00%
Interest	3,329,727	3,329,727	6,659,454	50.00%	50.00%
Other Expenditures	0	1,250	10,000	12.50%	20.83%
Reserves			1,500,000		
	<u>\$3,329,727</u>	<u>\$3,330,977</u>	<u>\$35,729,454</u>	<u>9.32%</u>	<u>10.57%</u>

TARRANT COUNTY, TEXAS
GENERAL FUND FEES OF OFFICE ANALYSIS
FOR THE FOUR (4) MONTHS ENDED 1/31/2022
(BUDGET BASIS)

<u>FEE OFFICE</u>	<u>ACTUAL REVENUE</u>	<u>ANNUAL BUDGET</u>	<u>PERCENT COLLECTED</u>	<u>LAST YEAR PERCENT</u>
Tax Assessor/Collector	\$8,063,680	\$34,364,500	23.47%	23.75%
County Clerk	4,997,316	11,030,500	45.30%	49.48%
Sheriff	141,639	420,500	33.68%	35.33%
Constable 1	207,235	528,000	39.25%	32.54%
Constable 2	249,107	457,000	54.51%	25.10%
Constable 3	172,166	417,000	41.29%	28.99%
Constable 4	130,166	399,000	32.62%	40.24%
Constable 5	126,754	241,000	52.60%	32.57%
Constable 6	143,092	358,000	39.97%	31.94%
Constable 7	201,731	398,000	50.69%	26.14%
Constable 8	213,656	408,000	52.37%	25.81%
District Clerk	1,318,593	4,110,000	32.08%	29.79%
Domestic Relations	389,104	1,088,300	35.75%	31.13%
District Attorney	35,722	84,000	42.53%	25.57%
Justice of Peace 1	53,658	162,000	33.12%	36.54%
Justice of Peace 2	75,439	172,000	43.86%	30.72%
Justice of Peace 3	46,184	153,000	30.19%	37.18%
Justice of Peace 4	50,859	170,000	29.92%	40.28%
Justice of Peace 5	48,642	112,000	43.43%	32.07%
Justice of Peace 6	76,643	202,000	37.94%	38.10%
Justice of Peace 7	81,581	243,000	33.57%	39.78%
Justice of Peace 8	54,136	120,000	45.11%	34.08%
County Courts	7,790	21,600	36.06%	38.01%
Elections	707	1,000	70.70%	OVER 100%
Medical Examiner	849,512	2,340,000	36.30%	46.07%
Other	<u>88,605</u>	<u>227,000</u>	<u>39.03%</u>	<u>37.46%</u>
TOTAL	<u>\$17,823,714</u>	<u>\$58,227,400</u>	30.61%	30.51%
RATABLE COLLECTION PERCENTAGE			<u>33.33%</u>	

**TARRANT COUNTY, TEXAS
BUDGET REPORT
FOR THE FOUR (4) MONTHS ENDED 1/31/2022**

	CURRENT MONTH EXPENDITURES	ENCUMBRANCES AND COMMITMENTS	TOTAL EXPENDITURES ENCUMBRANCES & COMMITMENTS	TOTAL BUDGET	UNEXPENDED BUDGET	% BUDGET USED
GENERAL FUND						
County Judge	102,481.42	210.99	411,061.84	1,315,687.00	904,625.16	31.24%
County Administrator	237,307.41	18,331.44	964,754.74	3,290,037.00	2,325,282.26	29.32%
Non-Departmental	7,471,276.39	2,389,802.28	33,967,978.82	100,148,297.00	66,180,318.18	33.92%
Auditor	676,850.70	33,007.49	2,631,073.60	8,169,141.00	5,538,067.40	32.21%
Budget/Risk Management	78,189.86	252.92	324,284.76	997,882.00	673,597.24	32.50%
Tax Assessor / Collector	1,509,975.43	516,462.24	6,185,954.97	17,075,669.00	10,889,714.03	36.23%
Elections Administration	380,088.61	323,376.95	3,916,513.49	9,787,733.00	5,871,219.51	40.01%
Information Technology	3,126,201.87	3,922,028.52	17,913,798.77	48,803,561.00	30,889,762.23	36.71%
Human Resources	302,220.92	76,996.88	1,193,763.40	3,845,700.00	2,651,936.60	31.04%
Purchasing	210,729.68	4,811.90	891,674.14	2,682,836.00	1,791,161.86	33.24%
Facilities	418,791.58	537,666.62	2,155,257.97	5,772,034.00	3,616,776.03	37.34%
Sheriff	4,295,754.97	749,189.47	18,743,521.24	57,128,642.00	38,385,120.76	32.81%
Sheriff - Confinement	8,780,600.77	4,446,078.78	37,658,260.83	100,764,569.00	63,106,308.17	37.37%
Constable Precinct 1	120,743.58	2,267.16	494,668.60	1,484,478.00	989,809.40	33.32%
Constable Precinct 2	112,675.23	3,981.45	465,180.81	1,381,567.00	916,386.19	33.67%
Constable Precinct 3	138,255.34	17,379.47	551,035.60	1,664,930.00	1,113,894.40	33.10%
Constable Precinct 4	99,596.06	978.43	405,567.78	1,229,113.00	823,545.22	33.00%
Constable Precinct 5	76,983.13	9,504.82	316,056.10	1,100,275.00	784,218.90	28.73%
Constable Precinct 6	85,643.34	14,041.68	351,281.05	1,078,267.00	726,985.95	32.58%
Constable Precinct 7	120,879.97	11,663.49	497,517.51	1,574,409.00	1,076,891.49	31.60%
Constable Precinct 8	99,511.22	20,534.22	473,623.95	1,439,446.00	965,822.05	32.90%
Medical Examiner	1,028,378.64	365,997.68	4,434,342.08	14,589,467.00	10,155,124.92	30.39%
Fire Marshal	40,078.20	152.47	157,818.26	477,837.00	320,018.74	33.03%
Community Supervision	195,541.10	-	1,049,261.93	3,770,083.00	2,720,821.07	27.83%
Juvenile Services	1,791,885.74	1,351,392.50	8,246,375.45	23,313,732.00	15,067,356.55	35.37%
Buildings	1,637,923.51	5,438,357.41	11,454,380.61	26,688,815.00	15,234,434.39	42.92%
17TH District Court	24,914.38	448.33	104,438.88	314,519.00	210,080.12	33.21%
48TH District Court	25,011.08	61.17	99,781.22	314,788.00	215,196.78	31.68%
67TH District Court	24,531.73	148.69	101,550.20	311,787.00	210,236.80	32.57%
96TH District Court	24,994.64	685.02	103,548.08	313,409.00	209,860.92	33.04%
141ST District Court	24,297.11	-	120,120.04	311,100.00	190,979.96	38.61%
153RD District Court	25,534.46	126.00	106,031.71	324,322.00	218,290.29	32.69%
236TH District Court	24,785.22	-	102,646.97	320,116.00	217,469.03	32.07%
342ND District Court	25,174.25	183.29	103,186.43	316,769.00	213,582.57	32.57%
348TH District Court	65,011.11	141.25	142,050.42	312,183.00	170,132.58	45.50%
352ND District Court	24,611.37	-	102,457.26	310,748.00	208,290.74	32.97%
Criminal District Court 1	154,375.19	265.19	556,814.87	2,426,013.00	1,869,198.13	22.95%
Criminal District Court 2	98,061.30	345.10	445,165.44	2,042,930.00	1,597,764.56	21.79%
Criminal District Court 3	179,314.31	-	559,600.31	2,029,582.00	1,469,981.69	27.57%
Criminal District Court 4	115,972.11	-	425,646.94	1,949,274.00	1,523,627.06	21.84%
213TH District Court	209,065.23	-	799,567.25	2,422,581.00	1,623,013.75	33.00%
297TH District Court	143,952.57	291.33	536,255.56	1,993,127.00	1,456,871.44	26.91%
371ST District Court	106,543.40	-	624,256.09	2,371,918.00	1,747,661.91	26.32%
372ND District Court	140,186.49	-	574,404.02	2,109,818.00	1,535,413.98	27.23%
396TH District Court	178,222.99	-	685,756.45	2,656,541.00	1,970,784.55	25.81%
432ND District Court	126,578.77	187.11	638,805.80	2,416,249.00	1,777,443.20	26.44%
485TH District Court	20,259.23	-	20,259.23	2,267,103.00	2,246,843.77	0.89%
Magistrate Court	198,424.47	53,537.00	805,171.63	2,521,108.00	1,715,936.37	31.94%
231ST District Court	41,199.09	159.40	292,869.91	1,109,278.00	816,408.09	26.40%
233RD District Court	129,285.94	-	551,141.08	1,783,884.00	1,232,742.92	30.90%
322ND District Court	66,381.40	320.22	327,452.91	1,061,249.00	733,796.09	30.86%
323RD District Court	144,753.05	1,000.00	558,392.18	2,522,517.00	1,964,124.82	22.14%
324TH District Court	94,323.01	-	374,266.44	1,158,476.00	784,209.56	32.31%
325TH District Court	85,900.19	1,299.26	361,138.99	1,083,402.00	722,263.01	33.33%
360TH District Court	94,502.79	294.06	389,054.41	1,449,219.00	1,060,164.59	26.85%
Special Judges	14,367.92	-	78,983.61	283,397.00	204,413.39	27.87%
Criminal Court Administration	351,918.66	15,173.91	1,419,010.59	4,197,228.00	2,778,217.41	33.81%
Grand Jury	18,343.94	-	75,207.56	226,153.00	150,945.44	33.26%
Criminal Attorney Appointment	33,097.28	577.35	128,829.61	423,991.00	295,161.39	30.38%
Criminal Mental Health Court	58,847.29	28,719.84	252,851.37	880,776.00	627,924.63	28.71%
County Court at Law #1	53,660.77	-	215,206.95	660,926.00	445,719.05	32.56%
County Court at Law #2	51,894.10	947.79	213,121.55	653,377.00	440,255.45	32.62%
County Court at Law #3	50,722.88	-	208,112.79	651,409.00	443,296.21	31.95%
County Criminal Court 1	74,475.94	-	368,004.96	1,126,484.00	758,479.04	32.67%

**TARRANT COUNTY, TEXAS
BUDGET REPORT
FOR THE FOUR (4) MONTHS ENDED 1/31/2022**

	CURRENT MONTH EXPENDITURES	ENCUMBRANCES AND COMMITMENTS	TOTAL EXPENDITURES ENCUMBRANCES & COMMITMENTS	TOTAL BUDGET	UNEXPENDED BUDGET	% BUDGET USED
GENERAL FUND (cont'd)						
County Criminal Court 2	88,919.12	172.78	349,219.87	1,113,640.00	764,420.13	31.36%
County Criminal Court 3	86,113.18	-	332,738.97	1,069,418.00	736,679.03	31.11%
County Criminal Court 4	95,343.81	55.98	342,247.13	1,046,286.00	704,038.87	32.71%
County Criminal Court 5	114,626.56	82,216.54	464,327.97	1,309,761.00	845,433.03	35.45%
County Criminal Court 6	84,133.73	-	313,784.64	872,182.00	558,397.36	35.98%
County Criminal Court 7	60,671.07	-	302,550.92	909,831.00	607,280.08	33.25%
County Criminal Court 8	84,182.19	-	310,092.39	897,699.00	587,606.61	34.54%
County Criminal Court 9	60,371.78	119.55	274,284.80	905,317.00	631,032.20	30.30%
County Criminal Court 10	47,246.99	12.50	221,527.79	826,385.00	604,857.21	26.81%
Probate Court 1	478,885.16	16.00	967,536.51	2,533,083.00	1,565,546.49	38.20%
Probate Court 2	467,356.01	589.49	920,918.77	2,250,166.00	1,329,247.23	40.93%
Justice of the Peace Pct 1	63,586.58	2,651.58	279,986.47	899,561.00	619,574.53	31.12%
Justice of the Peace Pct 2	68,310.23	7,629.89	282,124.37	892,928.00	610,803.63	31.60%
Justice of the Peace Pct 3	72,471.08	12,661.51	307,142.30	927,300.00	620,157.70	33.12%
Justice of the Peace Pct 4	86,891.28	6,787.52	315,181.16	860,211.00	545,029.84	36.64%
Justice of the Peace Pct 5	63,979.97	7,353.00	267,982.85	757,833.00	489,850.15	35.36%
Justice of the Peace Pct 6	70,098.42	6,537.57	289,822.09	903,244.00	613,421.91	32.09%
Justice of the Peace Pct 7	74,064.94	-	304,741.95	953,201.00	648,459.05	31.97%
Justice of the Peace Pct 8	67,508.13	7,245.48	284,720.71	865,965.00	581,244.29	32.88%
Crim District Attorney	3,673,537.63	282,705.79	14,646,815.05	47,262,476.00	32,615,660.95	30.99%
District Clerk	977,005.75	39,306.28	3,895,371.58	12,515,011.00	8,619,639.42	31.13%
County Clerk	984,925.02	87,595.20	3,938,898.31	13,437,277.00	9,498,378.69	29.31%
Domestic Relations	679,418.34	8,752.60	2,646,469.82	8,594,388.00	5,947,918.18	30.79%
Jury Services	108,345.53	279,786.00	828,080.07	2,140,187.00	1,312,106.93	38.69%
Courts / Judiciary	41,978.44	-	284,232.57	6,295,731.00	6,011,498.43	4.51%
Human Services	224,292.70	39,063.08	1,037,469.19	4,605,455.00	3,567,985.81	22.53%
Child Protective Services	21,992.77	2,114,413.00	2,197,041.00	2,441,413.00	244,372.00	89.99%
Public Assistance	883,025.00	83,017.92	1,042,852.25	1,345,695.00	302,842.75	77.50%
Texas AgriLife Extension	58,021.98	137.66	240,212.18	780,224.00	540,011.82	30.79%
Veterans Services	43,547.67	12.05	177,448.93	550,165.00	372,716.07	32.25%
Historical Commission	12,178.95	15.13	68,516.52	255,048.00	186,531.48	26.86%
10010-2022 General Fund - Cash Match						
Sheriff	-	-	28,583.81	101,537.00	72,953.19	28.15%
Criminal Court Administration	-	-	-	8,000.00	8,000.00	0.00%
Criminal District Attorney	-	-	-	329,029.00	329,029.00	0.00%
Historical Commission	-	-	-	39,500.00	39,500.00	0.00%
10020-2022 General Fund - Operating Subsidy						
County Administrator	1,623.91	-	6,495.64	20,000.00	13,504.36	32.48%
Sheriff	-	-	-	102,000.00	102,000.00	0.00%
Juvenile Services	7,059.68	5,645.18	279,772.74	4,221,645.00	3,941,872.26	6.63%
Criminal Court Administration	-	-	-	75,000.00	75,000.00	0.00%
Criminal District Attorney	4,363.76	-	17,643.39	68,794.00	51,150.61	25.65%
SUBTOTAL	46,418,137.69	23,433,877.85	207,893,002.72	615,184,734.00	407,291,731.28	33.79%
UNDESIGNATED				11,450,623.00	11,450,623.00	
CONTINGENT				20,000,000.00	20,000,000.00	
RESERVES				73,601,170.00	73,601,170.00	
FUND TOTAL	\$ 46,418,137.69	\$ 23,433,877.85	\$ 207,893,002.72	\$ 720,236,527.00	\$ 512,343,524.28	28.86%

**TARRANT COUNTY, TEXAS
BUDGET REPORT
FOR THE FOUR (4) MONTHS ENDED 1/31/2022**

	CURRENT MONTH EXPENDITURES	ENCUMBRANCES AND COMMITMENTS	TOTAL EXPENDITURES ENCUMBRANCES & COMMITMENTS	TOTAL BUDGET	UNEXPENDED BUDGET	% BUDGET USED
ROAD AND BRIDGE (26100)						
Commissioner Precinct 1	663,510.53	594,617.87	3,282,140.75	10,049,038.00	6,766,897.25	32.66%
Commissioner Precinct 2	331,244.69	555,185.09	1,903,301.50	5,613,573.00	3,710,271.50	33.91%
Commissioner Precinct 3	362,631.75	81,658.47	1,560,365.69	5,339,999.00	3,779,633.31	29.22%
Commissioner Precinct 4	590,273.39	721,003.07	2,967,734.15	8,623,497.00	5,655,762.85	34.41%
Right of Way	20,218.08	-	118,475.48	6,301,960.00	6,183,484.52	1.88%
Transportation	224,923.33	23,064.87	921,733.08	4,169,941.00	3,248,207.92	22.10%
Road & Bridge Non-Department	48,832.13	6,776.00	177,134.40	727,712.00	550,577.60	24.34%
26110-2022 Road & Bridge Grant Match						
Transportation	-	-	-	116,100.00	116,100.00	0.00%
SUBTOTAL	2,241,633.90	1,982,305.37	10,930,885.05	40,941,820.00	30,010,934.95	26.70%
UNDESIGNATED				297,789.00	297,789.00	
FUND TOTAL	\$ 2,241,633.90	\$ 1,982,305.37	\$ 10,930,885.05	\$ 41,239,609.00	\$ 30,308,723.95	26.51%
DEBT SERVICE (32100)						
Interest and Sinking	3,329,727.00	-	3,330,977.00	34,229,454.00	30,898,477.00	9.73%
RESERVES				1,500,000.00	1,500,000.00	
FUND TOTAL	\$ 3,329,727.00	\$ -	\$ 3,330,977.00	\$ 35,729,454.00	\$ 32,398,477.00	9.32%

TARRANT COUNTY, TEXAS
SPECIAL BUDGETS
BUDGET VERSUS ACTUAL (BUDGET BASIS) REVENUE
FOR THE FOUR (4) MONTHS ENDED 1/31/2022

FUND #	FUND NAME	ACTUAL REVENUE	BUDGETED REVENUE	PERCENT COLLECTED
21100	Records Preservation/Automation-Filing	\$ 1,008,352	\$ 3,057,200	32.98%
21200	Records Preservation/Automation-Conviction	63,395	84,720	74.83%
21300	Records Preservation/Restoration	785,452	2,012,000	39.04%
21400	Court Record Preservation Fund	97,713	87,600	OVER 100%
21500	District Court Records Technology Fund	71,121	60,120	OVER 100%
21600	District Clerk Record Mgt & Preservation	103,274	506,240	20.40%
22100	Courthouse Security Fund	258,356	600,000	43.06%
22300	Consumer Health Fund	348,614	995,360	35.02%
22500	Alternative Dispute Resolution	152,476	601,200	25.36%
22600	Probate Contributions Fund	49,025	80,600	60.82%
22700	Justice Court Technology Fund	10,716	27,090	39.56%
22800	Justice Court Building Security	3,190	7,660	41.65%
22900	Child Abuse Prevention Fund	3,225	6,500	49.61%
23000	Family Protection	25,932	25,024	OVER 100%
23100	Guardianship	37,675	105,048	35.86%
23200	Drug & Alcohol Court	4,756	6,240	76.21%
23300	County and District Court Technology Fund	10,137	26,120	38.81%
23400	Specialty Courts Fund	44,579	80,100	55.65%
23500	Truancy Prevention and Diversion Fund	12,120	28,380	42.71%
23600	Language Access	18,520	-	OVER 100%
24100	Law Library	387,571	1,195,960	32.41%
24200	Education Fund	9,210	25,000	36.84%
24300	Appellate Judicial System	50,336	155,024	32.47%
25100	Vehicle Inventory Tax	27,478	101,740	27.01%
45100	Non-Debt Capital	15,663,751	45,737,385	34.25%
45400	Capital Replacement Fund (Non-Debt)	5,001,086	15,000,000	33.34%
45500	Court Facility	46,732	-	OVER 100%
47600	2006 Bond Election - Buildings	5,207	10,000	52.07%
47700	2006 Bond Election - Transportation	12,613	30,000	42.04%
51100	Resource Connection	1,056,233	3,272,160	32.28%
51200	Oil & Gas Royalty Resource Connection	26,364	51,200	51.49%
61500	Self Insurance	1,507,612	1,501,800	OVER 100%
61900	Workers Compensation	7,970,129	9,908,534	80.44%
62100	County Clerk Professional Liability	316	480	65.93%
62200	District Clerk Professional Liability	276	360	76.59%
65100	Employee Group Insurance - Medical	29,624,259	87,548,000	33.84%
D6200	DA Restitution Collection Fee	165	-	OVER 100%
D8700	CDA State Forfeiture	242,130	1,440	OVER 100%
D8800	CDA Federal Forfeiture Justice Funds	43	72	60.29%
G1100	8th Admin Judicial Region	41,385	133,000	31.12%
S8700	Sheriff's Inmate Commissary Fund	946,399	1,624,560	58.26%
S9300	Combined Narcotics Enforcement Team	48,634	300,000	16.21%
S9500	Sheriff Federal Forfeiture-Treasury Funds	20,749	144	OVER 100%
S9600	Sheriff Federal Forfeiture-Non DEA	17,883	168	OVER 100%
S9700	Sheriff Federal Forfeiture-Justice Funds	42,775	120	OVER 100%
T0400	Public Health	7,011,348	13,451,532	52.12%
T0450	Public Health 1115 Waiver	1,282,536	-	OVER 100%
T0500	Section 125 Forfeitures	1,940	1,740	OVER 100%
T0600	Children's Home Fund	418	1,060	39.46%
T0700	Bail Bond Board	2,500	11,500	21.74%
T0800	TDPRS - Title IVE	63	96	66.14%
T0900	Constable Forfeiture	564	12	OVER 100%
T1000	Juvenile Probation District	8,511	18,200	46.76%
T1100	Unclaimed Juvenile Restitution	5	-	OVER 100%
T1300	Deferred Prosecution Program	14,875	22,340	66.58%
T2000	Historical Commission	2	-	OVER 100%
T2100	Historical Comm Archives	7	12	57.67%
T2300	Cemetery Fund	18	36	50.39%
T2600	Unclaimed Electrifi Coop Credits	1,288	2,400	53.68%
T2900	Fire Marshal Code	39,245	98,000	40.05%
T3000	DA - JPS Contract	225,934	677,804	33.33%

TARRANT COUNTY, TEXAS
SPECIAL BUDGETS
BUDGET VERSUS ACTUAL (BUDGET BASIS) REVENUE
FOR THE FOUR (4) MONTHS ENDED 1/31/2022

<u>FUND #</u>	<u>FUND NAME</u>	<u>ACTUAL REVENUE</u>	<u>BUDGETED REVENUE</u>	<u>PERCENT COLLECTED</u>
T3100	Emergency Services District #1	26,428	94,000	28.12%
T3300	CSCD Bond Supervision Unit	1,528,630	4,661,235	32.79%
T3400	Courts Drug Program	14,095	-	OVER 100%
T3700	Medical Examiner Conference Fund	13	24	54.83%
T4100	PMC Insured - 340B	4,096,338	9,112,000	44.96%
T5200	Miscellaneous Donations-Juvenile Probation	918	524	OVER 100%
T5350	Donations Emergency Management	3	8	40.13%
T5600	Miscellaneous Donations - Human Services	20	12	OVER 100%
T5640	Human Services - Reliant Energy	10,005	-	OVER 100%
T5700	Miscellaneous Donations-CPS	7,258	4,012	OVER 100%
T5800	Miscellaneous Donations-Health Dept	16	24	66.38%
T5960	Miscellaneous Donations-Veteran Court Program	3,055	3,024	OVER 100%
T6000	Miscellaneous Donations-Family Court	906	500	OVER 100%
T6100	Miscellaneous Donations-CRCG	20,017	24	OVER 100%
T6200	Miscellaneous Donations-Peace Officers Memorial	10,482	72	OVER 100%
T7000	Sheriff's Employee Recognition and Award	1	-	OVER 100%
T7100	Contract Elections	23,976	1,000,000	2.40%
T7300	Elections Chapter 19	39	-	OVER 100%

**TARRANT COUNTY, TEXAS
BUDGET REPORT
FOR THE FOUR (4) MONTHS ENDED 1/31/2022**

	<u>CURRENT MONTH EXPENDITURES</u>	<u>ENCUMBRANCES AND COMMITMENTS</u>	<u>TOTAL EXPENDITURES ENCUMBRANCES & COMMITMENTS</u>	<u>TOTAL BUDGET</u>	<u>UNEXPENDED BUDGET</u>	<u>% BUDGET USED</u>
RECORDS PRESERVATION & AUTOMATION - FILINGS (21100)						
Information Technology	-	25,000.00	25,000.00	25,000.00	-	100.00%
County Clerk	115,069.80	24,692.00	901,969.01	12,140,459.00	11,238,489.99	7.43%
FUND TOTAL	<u>\$ 115,069.80</u>	<u>\$ 49,692.00</u>	<u>\$ 926,969.01</u>	<u>\$ 12,165,459.00</u>	<u>\$ 11,238,489.99</u>	<u>7.62%</u>
RECORDS PRESERVATION & AUTOMATION - CONVICTIONS (21200)						
Information Technology	33,303.16	-	134,559.62	436,835.00	302,275.38	30.80%
FUND TOTAL	<u>\$ 33,303.16</u>	<u>\$ -</u>	<u>\$ 134,559.62</u>	<u>\$ 436,835.00</u>	<u>\$ 302,275.38</u>	<u>30.80%</u>
RECORDS PRESERVATION & RESTORATION (21300)						
County Clerk	49,775.96	47,314.32	242,499.24	14,197,298.00	13,954,798.76	1.71%
FUND TOTAL	<u>\$ 49,775.96</u>	<u>\$ 47,314.32</u>	<u>\$ 242,499.24</u>	<u>\$ 14,197,298.00</u>	<u>\$ 13,954,798.76</u>	<u>1.71%</u>
COURT RECORD PRESERVATION FUND (21400)						
Information Technology	-	-	-	931,043.00	931,043.00	0.00%
District Clerk	28,881.27	-	118,783.90	386,896.00	268,112.10	30.70%
FUND TOTAL	<u>\$ 28,881.27</u>	<u>\$ -</u>	<u>\$ 118,783.90</u>	<u>\$ 1,317,939.00</u>	<u>\$ 1,199,155.10</u>	<u>9.01%</u>
DISTRICT COURT RECORD TECHNOLOGY FUND (21500)						
District Clerk	31,101.94	-	133,701.67	152,121.00	18,419.33	87.89%
FUND TOTAL	<u>\$ 31,101.94</u>	<u>\$ -</u>	<u>\$ 133,701.67</u>	<u>\$ 152,121.00</u>	<u>\$ 18,419.33</u>	<u>87.89%</u>
DISTRICT CLERK RECORD MANAGEMENT & PRESERVATION FUND (21600)						
District Clerk	13.51	-	13.51	804,266.00	804,252.49	0.00%
FUND TOTAL	<u>\$ 13.51</u>	<u>\$ -</u>	<u>\$ 13.51</u>	<u>\$ 804,266.00</u>	<u>\$ 804,252.49</u>	<u>0.00%</u>
COURTHOUSE SECURITY FUND (22100)						
Non-Departmental	89,086.32	-	258,355.87	600,000.00	341,644.13	43.06%
FUND TOTAL	<u>\$ 89,086.32</u>	<u>\$ -</u>	<u>\$ 258,355.87</u>	<u>\$ 600,000.00</u>	<u>\$ 341,644.13</u>	<u>43.06%</u>
CONSUMER HEALTH FUND (22300)						
Public Health	78,197.93	259.88	350,694.72	1,255,681.00	904,986.28	27.93%
FUND TOTAL	<u>\$ 78,197.93</u>	<u>\$ 259.88</u>	<u>\$ 350,694.72</u>	<u>\$ 1,255,681.00</u>	<u>\$ 904,986.28</u>	<u>27.93%</u>
JUVENILE DELINQUENCY PREVENTION (22400)						
Juvenile Services	-	-	-	2,859.00	2,859.00	0.00%
FUND TOTAL	<u>\$ -</u>	<u>\$ -</u>	<u>\$ -</u>	<u>\$ 2,859.00</u>	<u>\$ 2,859.00</u>	<u>0.00%</u>

**TARRANT COUNTY, TEXAS
BUDGET REPORT
FOR THE FOUR (4) MONTHS ENDED 1/31/2022**

	<u>CURRENT MONTH EXPENDITURES</u>	<u>ENCUMBRANCES AND COMMITMENTS</u>	<u>TOTAL EXPENDITURES ENCUMBRANCES & COMMITMENTS</u>	<u>TOTAL BUDGET</u>	<u>UNEXPENDED BUDGET</u>	<u>% BUDGET USED</u>
ADRS (22500)						
County Administrator	25,695.51	-	100,663.56	1,803,979.00	1,703,315.44	5.58%
FUND TOTAL	<u>\$ 25,695.51</u>	<u>\$ -</u>	<u>\$ 100,663.56</u>	<u>\$ 1,803,979.00</u>	<u>\$ 1,703,315.44</u>	<u>5.58%</u>
PROBATE CONTRIBUTIONS FUND (22600)						
Probate Court 1	16,693.47	-	29,258.13	408,137.00	378,878.87	7.17%
Probate Court 2	17,059.40	-	30,877.63	290,699.00	259,821.37	10.62%
FUND TOTAL	<u>\$ 33,752.87</u>	<u>\$ -</u>	<u>\$ 60,135.76</u>	<u>\$ 698,836.00</u>	<u>\$ 638,700.24</u>	<u>8.61%</u>
JUSTICE COURT TECHNOLOGY FUND (22700)						
Information Technology	-	9,918.00	11,046.96	204,310.00	193,263.04	5.41%
FUND TOTAL	<u>\$ -</u>	<u>\$ 9,918.00</u>	<u>\$ 11,046.96</u>	<u>\$ 204,310.00</u>	<u>\$ 193,263.04</u>	<u>5.41%</u>
JUSTICE COURT BLDG SECURITY (22800)						
Non-Departmental	791.14	-	3,190.39	7,660.00	4,469.61	41.65%
FUND TOTAL	<u>\$ 791.14</u>	<u>\$ -</u>	<u>\$ 3,190.39</u>	<u>\$ 7,660.00</u>	<u>\$ 4,469.61</u>	<u>41.65%</u>
CHILD ABUSE PREVENTION FUND (22900)						
Non-Departmental	-	-	-	17,213.00	17,213.00	0.00%
233rd District Court	-	-	-	5,000.00	5,000.00	0.00%
Public Health	-	-	-	82,500.00	82,500.00	0.00%
FUND TOTAL	<u>\$ -</u>	<u>\$ -</u>	<u>\$ -</u>	<u>\$ 104,713.00</u>	<u>\$ 104,713.00</u>	<u>0.00%</u>
FAMILY PROTECTION (23000)						
233rd District Court	34,322.00	6,148.00	40,470.00	40,470.00	-	100.00%
FUND TOTAL	<u>\$ 34,322.00</u>	<u>\$ 6,148.00</u>	<u>\$ 40,470.00</u>	<u>\$ 40,470.00</u>	<u>\$ -</u>	<u>100.00%</u>
GUARDIANSHIP (23100)						
Non-Departmental	110,000.00	-	110,000.00	189,060.00	79,060.00	58.18%
FUND TOTAL	<u>\$ 110,000.00</u>	<u>\$ -</u>	<u>\$ 110,000.00</u>	<u>\$ 189,060.00</u>	<u>\$ 79,060.00</u>	<u>58.18%</u>
DRUG & ALCOHOL COURT (23200)						
233rd District Court	-	165,462.00	165,462.00	203,045.00	37,583.00	81.49%
Criminal Court Administration	-	-	637.50	5,000.00	4,362.50	12.75%
FUND TOTAL	<u>\$ -</u>	<u>\$ 165,462.00</u>	<u>\$ 166,099.50</u>	<u>\$ 208,045.00</u>	<u>\$ 41,945.50</u>	<u>79.84%</u>
COUNTY & DISTRICT COURT TECHNOLOGY FUND (23300)						
Information Technology	-	-	-	186,612.00	186,612.00	0.00%
FUND TOTAL	<u>\$ -</u>	<u>\$ -</u>	<u>\$ -</u>	<u>\$ 186,612.00</u>	<u>\$ 186,612.00</u>	<u>0.00%</u>
SPECIALTY COURTS FUND (23400)						
Criminal Court Administration	8,479.90	50,000.00	97,282.99	200,962.00	103,679.01	48.41%
FUND TOTAL	<u>\$ 8,479.90</u>	<u>\$ 50,000.00</u>	<u>\$ 97,282.99</u>	<u>\$ 200,962.00</u>	<u>\$ 103,679.01</u>	<u>48.41%</u>

**TARRANT COUNTY, TEXAS
BUDGET REPORT
FOR THE FOUR (4) MONTHS ENDED 1/31/2022**

	<u>CURRENT MONTH EXPENDITURES</u>	<u>ENCUMBRANCES AND COMMITMENTS</u>	<u>TOTAL EXPENDITURES ENCUMBRANCES & COMMITMENTS</u>	<u>TOTAL BUDGET</u>	<u>UNEXPENDED BUDGET</u>	<u>% BUDGET USED</u>
TRUANCY PREVENTION AND DIVERSION FUND (23500)						
233rd District Court	-	-	-	72,672.00	72,672.00	0.00%
FUND TOTAL	<u>\$ -</u>	<u>\$ -</u>	<u>\$ -</u>	<u>\$ 72,672.00</u>	<u>\$ 72,672.00</u>	<u>0.00%</u>
LAW LIBRARY (24100)						
Law Library	79,002.41	303,781.87	611,517.15	1,954,394.00	1,342,876.85	31.29%
Judicial Law Library	14,942.20	33,250.79	73,813.27	175,000.00	101,186.73	42.18%
FUND TOTAL	<u>\$ 93,944.61</u>	<u>\$ 337,032.66</u>	<u>\$ 685,330.42</u>	<u>\$ 2,129,394.00</u>	<u>\$ 1,444,063.58</u>	<u>32.18%</u>
EDUCATION FUND (24200)						
Sheriff	950.00	9,130.00	19,198.34	103,029.00	83,830.66	18.63%
Sheriff - Confinement	-	-	(429.19)	58,580.00	59,009.19	-0.73%
Constable Precinct 1	-	-	-	415.00	415.00	0.00%
Constable Precinct 2	-	-	-	7,821.00	7,821.00	0.00%
Constable Precinct 3	-	-	-	2,466.00	2,466.00	0.00%
Constable Precinct 4	-	-	-	10,834.00	10,834.00	0.00%
Constable Precinct 5	-	-	-	7,666.00	7,666.00	0.00%
Constable Precinct 6	-	-	-	9,981.00	9,981.00	0.00%
Constable Precinct 7	-	-	-	9,382.00	9,382.00	0.00%
Constable Precinct 8	-	-	-	1,881.00	1,881.00	0.00%
Fire Marshal	-	-	-	1.00	1.00	0.00%
Probate Court 1	-	-	508.58	67,522.00	67,013.42	0.75%
Probate Court 2	-	-	2,606.15	60,845.00	58,238.85	4.28%
FUND TOTAL	<u>\$ 950.00</u>	<u>\$ 9,130.00</u>	<u>\$ 21,883.88</u>	<u>\$ 340,423.00</u>	<u>\$ 318,539.12</u>	<u>6.43%</u>
APPELLATE JUDICIAL SYSTEM (24300)						
Appeals Court	11,685.79	-	47,267.94	180,024.00	132,756.06	26.26%
FUND TOTAL	<u>\$ 11,685.79</u>	<u>\$ -</u>	<u>\$ 47,267.94</u>	<u>\$ 180,024.00</u>	<u>\$ 132,756.06</u>	<u>26.26%</u>
VEHICLE INVENTORY TAX (25100)						
Tax Assessor / Collector	6,560.88	-	28,890.48	1,846,801.00	1,817,910.52	1.56%
FUND TOTAL	<u>\$ 6,560.88</u>	<u>\$ -</u>	<u>\$ 28,890.48</u>	<u>\$ 1,846,801.00</u>	<u>\$ 1,817,910.52</u>	<u>1.56%</u>
NON-DEBT CAPITAL (45100)						
County Judge	-	-	-	1,470.00	1,470.00	0.00%
County Administrator	-	-	-	27,579.00	27,579.00	0.00%
Non-Departmental Auditor	-	-	-	3,925,006.00	3,925,006.00	0.00%
Tax Assessor / Collector	675.31	2,579.85	3,678.71	3,680.00	1.29	99.96%
Elections Administration	1,200.00	452,572.00	3,255.16	10,500.00	7,244.84	31.00%
Information Technology	356,708.50	7,400,788.33	453,772.00	1,586,036.00	1,132,264.00	28.61%
Human Resources	-	2,149.62	9,189,005.61	21,953,684.00	12,764,678.39	41.86%
Purchasing	-	31,650.31	2,535.50	5,652.00	3,116.50	44.86%
Facilities	-	31,650.31	31,650.31	32,797.00	1,146.69	96.50%
Sheriff	64,101.76	598,876.69	599,502.24	1,230,325.00	630,822.76	48.73%
Sheriff - Confinement	297,280.36	206,693.58	287,595.94	335,147.00	47,551.06	85.81%
Constable Precinct 2	3,228.00	86,614.03	388,894.39	393,200.00	4,305.61	98.90%
Constable Precinct 7	-	-	3,228.00	3,385.00	157.00	95.36%
Constable Precinct 8	-	-	-	2,345.00	2,345.00	0.00%
Medical Examiner	359,001.76	-	-	1,800.00	1,800.00	0.00%
Community Supervision	-	534.26	383,570.19	443,145.00	59,574.81	86.56%
Juvenile Services	3,745.40	335.75	3,455.94	24,452.00	20,996.06	14.13%
Buildings	197,743.94	31,607.91	40,577.00	44,984.00	4,407.00	90.20%
48TH District Court	-	4,387,060.71	4,736,362.17	69,252,976.00	64,516,613.83	6.84%
	-	-	-	384.00	384.00	0.00%

**TARRANT COUNTY, TEXAS
BUDGET REPORT
FOR THE FOUR (4) MONTHS ENDED 1/31/2022**

	CURRENT MONTH EXPENDITURES	ENCUMBRANCES AND COMMITMENTS	TOTAL EXPENDITURES ENCUMBRANCES & COMMITMENTS	TOTAL BUDGET	UNEXPENDED BUDGET	% BUDGET USED
NON-DEBT CAPITAL (45100) (cont'd)						
322ND District Court	-	1,290.00	1,290.00	1,290.00	-	100.00%
Criminal Court Administration	7,246.00	-	7,246.00	10,400.00	3,154.00	69.67%
Probate Court 1	-	-	-	9,700.00	9,700.00	0.00%
Probate Court 2	-	-	355.55	360.00	4.45	98.76%
Justice of the Peace Pct 2	-	-	-	1,544.00	1,544.00	0.00%
Justice of the Peace Pct 4	-	1,542.50	1,542.50	1,544.00	1.50	99.90%
Justice of the Peace Pct 8	-	-	-	1,544.00	1,544.00	0.00%
Crim District Attorney	17,918.71	30,931.13	94,844.84	124,104.00	29,259.16	76.42%
District Clerk	2,244.92	880.40	3,125.32	5,000.00	1,874.68	62.51%
County Clerk	-	3,346.98	5,369.33	17,150.00	11,780.67	31.31%
Domestic Relations	-	-	1,037.34	1,612.00	574.66	64.35%
Courts / Judiciary	-	-	-	73,966.00	73,966.00	0.00%
Human Services	3,228.00	-	3,228.00	3,400.00	172.00	94.94%
Veterans Services	-	-	-	8,765.00	8,765.00	0.00%
Commissioner Precinct 1	-	320,029.21	328,236.78	1,145,583.00	817,346.22	28.65%
Commissioner Precinct 2	-	-	-	1,503,464.00	1,503,464.00	0.00%
Commissioner Precinct 3	-	416,824.00	416,824.00	786,525.00	369,701.00	53.00%
Commissioner Precinct 4	-	483,052.00	483,052.00	2,122,630.00	1,639,578.00	22.76%
Transportation	20,767.77	1,207,140.00	1,239,905.77	2,094,638.00	854,732.23	59.19%
FUND TOTAL	\$ 1,335,090.43	\$ 15,666,499.26	\$ 18,713,140.59	\$ 107,191,766.00	\$ 88,478,625.41	17.46%
CAPITAL REPLACEMENT FUND (NON-DEBT) (45400)						
Information Technology	-	5,400.00	5,400.00	5,000,000.00	4,994,600.00	0.11%
Facilities	-	-	-	8,500,000.00	8,500,000.00	0.00%
Transportation	-	81,825.00	81,825.00	1,500,000.00	1,418,175.00	5.46%
FUND TOTAL	\$ -	\$ 87,225.00	\$ 87,225.00	\$ 15,000,000.00	\$ 14,912,775.00	0.58%
2006 BOND ELECTION-BUILDINGS (47600)						
Non-Departmental	-	-	-	1,761,332.00	1,761,332.00	0.00%
Buildings	-	-	-	6,910.00	6,910.00	0.00%
FUND TOTAL	\$ -	\$ -	\$ -	\$ 1,768,242.00	\$ 1,768,242.00	0.00%
2006 BOND ELECTION-TRANSPORTATION (47700)						
Non-Departmental	-	-	-	1,964,366.00	1,964,366.00	0.00%
Transportation	-	2,173,563.00	2,348,563.00	18,320,368.00	15,971,805.00	12.82%
FUND TOTAL	\$ -	\$ 2,173,563.00	\$ 2,348,563.00	\$ 20,284,734.00	\$ 17,936,171.00	11.58%
RESOURCE CONNECTION (51100)						
Non-Departmental	-	-	-	1,565,782.00	1,565,782.00	0.00%
Resource Connection	206,051.89	493,738.65	1,258,856.20	3,606,378.00	2,347,521.80	34.91%
FUND TOTAL	\$ 206,051.89	\$ 493,738.65	\$ 1,258,856.20	\$ 5,172,160.00	\$ 3,913,303.80	24.34%
OIL & GAS ROYALTY (51200)						
Resource Connection	-	-	-	1,502,326.00	1,502,326.00	0.00%
FUND TOTAL	\$ -	\$ -	\$ -	\$ 1,502,326.00	\$ 1,502,326.00	0.00%
SELF INSURANCE (61500)						
Self Insurance	20,830.98	53,231.65	128,844.37	2,478,115.00	2,349,270.63	5.20%
FUND TOTAL	\$ 20,830.98	\$ 53,231.65	\$ 128,844.37	\$ 2,478,115.00	\$ 2,349,270.63	5.20%

**TARRANT COUNTY, TEXAS
BUDGET REPORT
FOR THE FOUR (4) MONTHS ENDED 1/31/2022**

	<u>CURRENT MONTH EXPENDITURES</u>	<u>ENCUMBRANCES AND COMMITMENTS</u>	<u>TOTAL EXPENDITURES ENCUMBRANCES & COMMITMENTS</u>	<u>TOTAL BUDGET</u>	<u>UNEXPENDED BUDGET</u>	<u>% BUDGET USED</u>
WORKERS COMPENSATION/ SELF INSURANCE (61900)						
Self Insurance	269,290.33	30,322.50	1,148,812.87	9,908,534.00	8,759,721.13	11.59%
FUND TOTAL	<u>\$ 269,290.33</u>	<u>\$ 30,322.50</u>	<u>\$ 1,148,812.87</u>	<u>\$ 9,908,534.00</u>	<u>\$ 8,759,721.13</u>	<u>11.59%</u>
COUNTY CLERK PROFESSIONAL LIABILITY (62100)						
County Clerk	-	-	-	717,053.00	717,053.00	0.00%
FUND TOTAL	<u>\$ -</u>	<u>\$ -</u>	<u>\$ -</u>	<u>\$ 717,053.00</u>	<u>\$ 717,053.00</u>	<u>0.00%</u>
DISTRICT CLERK PROFESSIONAL LIABILITY (62200)						
District Clerk	-	-	-	546,182.00	546,182.00	0.00%
FUND TOTAL	<u>\$ -</u>	<u>\$ -</u>	<u>\$ -</u>	<u>\$ 546,182.00</u>	<u>\$ 546,182.00</u>	<u>0.00%</u>
EMPLOYEE GROUP INSURANCE- MEDICAL (65100)						
Non-Departmental	706.25	528.00	7,156,632.13	30,757,000.00	23,600,367.87	23.27%
Self Insurance	7,877,891.69	-	31,079,731.61	88,335,525.00	57,255,793.39	35.18%
FUND TOTAL	<u>\$ 7,878,597.94</u>	<u>\$ 528.00</u>	<u>\$ 38,236,363.74</u>	<u>\$ 119,092,525.00</u>	<u>\$ 80,856,161.26</u>	<u>32.11%</u>
CARES ACT (CARES)						
COVID Testing	-	-	37,896.61	750,000.00	712,103.39	5.05%
County Operations	-	-	64,829.73	1,250,000.00	1,185,170.27	5.19%
FUND TOTAL	<u>\$ -</u>	<u>\$ -</u>	<u>\$ 102,726.34</u>	<u>\$ 2,000,000.00</u>	<u>\$ 1,897,273.66</u>	<u>5.14%</u>
AMERICAN RESCUE PLAN ACT (CARPA)						
Prepare for the Future	398,879.67	898,512.36	2,021,739.78	51,260,417.00	49,238,677.22	3.94%
Improve Public Health & Wellness	229,948.86	12,375,870.19	17,641,887.77	64,739,583.00	47,097,695.23	27.25%
Revitalize the Economy	-	951,652.00	951,652.00	40,000,000.00	39,048,348.00	2.38%
Strengthen the Community	45,473.10	92,500.00	182,555.72	40,000,000.00	39,817,444.28	0.46%
FUND TOTAL	<u>\$ 674,301.63</u>	<u>\$ 14,318,534.55</u>	<u>\$ 20,797,835.27</u>	<u>\$ 196,000,000.00</u>	<u>\$ 175,202,164.73</u>	<u>10.61%</u>
CRIMINAL DISTRICT ATTORNEY RESTITUTION COLLECTION FEE (D6200)						
District Attorney	-	121.59	1,300.08	44,459.00	43,158.92	2.92%
FUND TOTAL	<u>\$ -</u>	<u>\$ 121.59</u>	<u>\$ 1,300.08</u>	<u>\$ 44,459.00</u>	<u>\$ 43,158.92</u>	<u>2.92%</u>
CRIMINAL DISTRICT ATTORNEY STATE FORFEITURE (D8700)						
Criminal District Attorney	18,081.73	44,240.55	134,891.96	1,250,191.00	1,115,299.04	10.79%
FUND TOTAL	<u>\$ 18,081.73</u>	<u>\$ 44,240.55</u>	<u>\$ 134,891.96</u>	<u>\$ 1,250,191.00</u>	<u>\$ 1,115,299.04</u>	<u>10.79%</u>

**TARRANT COUNTY, TEXAS
BUDGET REPORT
FOR THE FOUR (4) MONTHS ENDED 1/31/2022**

	CURRENT MONTH EXPENDITURES	ENCUMBRANCES AND COMMITMENTS	TOTAL EXPENDITURES ENCUMBRANCES & COMMITMENTS	TOTAL BUDGET	UNEXPENDED BUDGET	% BUDGET USED
CRIMINAL DISTRICT ATTORNEY FEDERAL FORFEITURE JUSTICE FUNDS (D8800)						
Criminal District Attorney	118.26	10,522.48	10,640.74	90,467.00	79,826.26	11.76%
FUND TOTAL	<u>\$ 118.26</u>	<u>\$ 10,522.48</u>	<u>\$ 10,640.74</u>	<u>\$ 90,467.00</u>	<u>\$ 79,826.26</u>	<u>11.76%</u>
CRIMINAL DISTRICT ATTORNEY FEDERAL FORFEITURE TREASURY FUNDS (D8900)						
Criminal District Attorney	-	93.00	93.00	93.00	-	100.00%
FUND TOTAL	<u>\$ -</u>	<u>\$ 93.00</u>	<u>\$ 93.00</u>	<u>\$ 93.00</u>	<u>\$ -</u>	<u>100.00%</u>
8TH ADMIN JUDICIAL REGION (G1100)						
8th Admin Judicial Region	9,827.91	110.00	41,211.56	133,000.00	91,788.44	30.99%
FUND TOTAL	<u>\$ 9,827.91</u>	<u>\$ 110.00</u>	<u>\$ 41,211.56</u>	<u>\$ 133,000.00</u>	<u>\$ 91,788.44</u>	<u>30.99%</u>
SHERIFF'S INMATE COMMISSARY (S8700)						
Sheriff - Confinement	299,010.88	217,988.18	1,209,904.50	5,692,268.00	4,482,363.50	21.26%
FUND TOTAL	<u>\$ 299,010.88</u>	<u>\$ 217,988.18</u>	<u>\$ 1,209,904.50</u>	<u>\$ 5,692,268.00</u>	<u>\$ 4,482,363.50</u>	<u>21.26%</u>
COMBINED NARCOTICS ENFORCEMENT TEAM (S9300)						
Sheriff	27,546.84	89,798.96	180,036.55	416,000.00	235,963.45	43.28%
FUND TOTAL	<u>\$ 27,546.84</u>	<u>\$ 89,798.96</u>	<u>\$ 180,036.55</u>	<u>\$ 416,000.00</u>	<u>\$ 235,963.45</u>	<u>43.28%</u>
SHERIFF FEDERAL FORFEITURE-TREASURY (S9500)						
Sheriff	349.01	768.86	3,756.82	100,144.00	96,387.18	3.75%
FUND TOTAL	<u>\$ 349.01</u>	<u>\$ 768.86</u>	<u>\$ 3,756.82</u>	<u>\$ 100,144.00</u>	<u>\$ 96,387.18</u>	<u>3.75%</u>
SHERIFF DRUG FORFEITURE-NON DEA (S9600)						
Sheriff	-	-	485.58	192,592.00	192,106.42	0.25%
FUND TOTAL	<u>\$ -</u>	<u>\$ -</u>	<u>\$ 485.58</u>	<u>\$ 192,592.00</u>	<u>\$ 192,106.42</u>	<u>0.25%</u>
SHERIFF FEDERAL FORFEITURE-JUSTICE (S9700)						
Sheriff	286.23	-	846.19	145,996.00	145,149.81	0.58%
FUND TOTAL	<u>\$ 286.23</u>	<u>\$ -</u>	<u>\$ 846.19</u>	<u>\$ 145,996.00</u>	<u>\$ 145,149.81</u>	<u>0.58%</u>
PUBLIC HEALTH (T0400)						
T0400-2022 Public Health						
Buildings	4,231.34	1,210.00	28,177.65	170,000.00	141,822.35	16.58%
Public Health	1,144,354.03	1,467,613.22	5,899,577.60	18,291,425.00	12,391,847.40	32.25%
T0410-2022 Public Health - Cash Match						
Public Health	6,999.84	-	145,105.03	812,525.00	667,419.97	17.86%
T0420-2022 Public Health-Operating Subsidy						
Public Health	200,674.57	7,726.56	262,847.61	4,500,000.00	4,237,152.39	5.84%
T0450-2022 Public Health 1115 Wavier						
Non-Departmental	-	-	-	28,145,168.00	28,145,168.00	0.00%
Public Health	583,959.29	42,274.45	1,153,999.54	8,755,141.00	7,601,141.46	13.18%
FUND TOTAL	<u>\$ 1,940,219.07</u>	<u>\$ 1,518,824.23</u>	<u>\$ 7,489,707.43</u>	<u>\$ 60,674,259.00</u>	<u>\$ 53,184,551.57</u>	<u>12.34%</u>

**TARRANT COUNTY, TEXAS
BUDGET REPORT
FOR THE FOUR (4) MONTHS ENDED 1/31/2022**

	<u>CURRENT MONTH EXPENDITURES</u>	<u>ENCUMBRANCES AND COMMITMENTS</u>	<u>TOTAL EXPENDITURES ENCUMBRANCES & COMMITMENTS</u>	<u>TOTAL BUDGET</u>	<u>UNEXPENDED BUDGET</u>	<u>% BUDGET USED</u>
SECTION 125 FORFEITURES (T0500)						
Self Insurance	21,043.74	170,131.62	203,046.51	1,703,627.00	1,500,580.49	11.92%
FUND TOTAL	<u>\$ 21,043.74</u>	<u>\$ 170,131.62</u>	<u>\$ 203,046.51</u>	<u>\$ 1,703,627.00</u>	<u>\$ 1,500,580.49</u>	<u>11.92%</u>
CHILDREN'S HOME FUND (T0600)						
Juvenile Services	-	1,125.14	2,984.26	74,997.00	72,012.74	3.98%
FUND TOTAL	<u>\$ -</u>	<u>\$ 1,125.14</u>	<u>\$ 2,984.26</u>	<u>\$ 74,997.00</u>	<u>\$ 72,012.74</u>	<u>3.98%</u>
BAIL BOND BOARD (T0700)						
Non-Departmental	1,025.00	-	2,645.00	12,500.00	9,855.00	21.16%
FUND TOTAL	<u>\$ 1,025.00</u>	<u>\$ -</u>	<u>\$ 2,645.00</u>	<u>\$ 12,500.00</u>	<u>\$ 9,855.00</u>	<u>21.16%</u>
TDRPS - TITLE IVE (T0800)						
Child Protective Services	667.41	-	1,371.26	78,261.00	76,889.74	1.75%
FUND TOTAL	<u>\$ 667.41</u>	<u>\$ -</u>	<u>\$ 1,371.26</u>	<u>\$ 78,261.00</u>	<u>\$ 76,889.74</u>	<u>1.75%</u>
CONSTABLE FORFEITURE (T0900)						
Constable Precinct 7	-	-	-	12,342.00	12,342.00	0.00%
FUND TOTAL	<u>\$ -</u>	<u>\$ -</u>	<u>\$ -</u>	<u>\$ 12,342.00</u>	<u>\$ 12,342.00</u>	<u>0.00%</u>
CONSTABLE FORFEITURE - FEDERAL (T0970)						
Constable Precinct 7	-	-	-	577.00	577.00	0.00%
FUND TOTAL	<u>\$ -</u>	<u>\$ -</u>	<u>\$ -</u>	<u>\$ 577.00</u>	<u>\$ 577.00</u>	<u>0.00%</u>
JUVENILE PROBATION DISTRICT (T1000)						
Juvenile Services	3,036.63	-	5,323.44	243,088.00	237,764.56	2.19%
FUND TOTAL	<u>\$ 3,036.63</u>	<u>\$ -</u>	<u>\$ 5,323.44</u>	<u>\$ 243,088.00</u>	<u>\$ 237,764.56</u>	<u>2.19%</u>
UNCLAIMED JUVENILE RESTITUTION (T1100)						
Juvenile Services	-	-	-	11,357.00	11,357.00	0.00%
FUND TOTAL	<u>\$ -</u>	<u>\$ -</u>	<u>\$ -</u>	<u>\$ 11,357.00</u>	<u>\$ 11,357.00</u>	<u>0.00%</u>
DEFERRED PROSECUTION PROGRAM (T1300)						
Criminal District Attorney	1,890.00	-	5,385.00	22,340.00	16,955.00	24.10%
FUND TOTAL	<u>\$ 1,890.00</u>	<u>\$ -</u>	<u>\$ 5,385.00</u>	<u>\$ 22,340.00</u>	<u>\$ 16,955.00</u>	<u>24.10%</u>
HISTORICAL COMMISSION (T2000)						
Historical Commission	-	-	-	4,282.00	4,282.00	0.00%
FUND TOTAL	<u>\$ -</u>	<u>\$ -</u>	<u>\$ -</u>	<u>\$ 4,282.00</u>	<u>\$ 4,282.00</u>	<u>0.00%</u>
HISTORICAL COMMISSION ARCHIVES (T2100)						
Historical Commission	-	-	-	15,673.00	15,673.00	0.00%
FUND TOTAL	<u>\$ -</u>	<u>\$ -</u>	<u>\$ -</u>	<u>\$ 15,673.00</u>	<u>\$ 15,673.00</u>	<u>0.00%</u>

**TARRANT COUNTY, TEXAS
BUDGET REPORT
FOR THE FOUR (4) MONTHS ENDED 1/31/2022**

	CURRENT MONTH EXPENDITURES	ENCUMBRANCES AND COMMITMENTS	TOTAL EXPENDITURES ENCUMBRANCES & COMMITMENTS	TOTAL BUDGET	UNEXPENDED BUDGET	% BUDGET USED
CEMETERY FUND (T2300)						
Historical Commission	-	-	-	41,103.00	41,103.00	0.00%
FUND TOTAL	<u>\$ -</u>	<u>\$ -</u>	<u>\$ -</u>	<u>\$ 41,103.00</u>	<u>\$ 41,103.00</u>	<u>0.00%</u>
UNCLAIMED ELECTRIC COOP CREDITS (T2600)						
Non-Departmental	-	-	-	2,538,804.00	2,538,804.00	0.00%
FUND TOTAL	<u>\$ -</u>	<u>\$ -</u>	<u>\$ -</u>	<u>\$ 2,538,804.00</u>	<u>\$ 2,538,804.00</u>	<u>0.00%</u>
FIRE MARSHAL CODE (T2900)						
Fire Marshal	500.00	1,673.83	5,303.07	406,282.00	400,978.93	1.31%
FUND TOTAL	<u>\$ 500.00</u>	<u>\$ 1,673.83</u>	<u>\$ 5,303.07</u>	<u>\$ 406,282.00</u>	<u>\$ 400,978.93</u>	<u>1.31%</u>
DISTRICT ATTORNEY JPS CONTRACT (T3000)						
Criminal District Attorney	56,191.75	-	217,170.76	677,804.00	460,633.24	32.04%
FUND TOTAL	<u>\$ 56,191.75</u>	<u>\$ -</u>	<u>\$ 217,170.76</u>	<u>\$ 677,804.00</u>	<u>\$ 460,633.24</u>	<u>32.04%</u>
EMERGENCY SERVICES DISTRICT (T3100)						
Fire Marshal	6,477.96	-	26,428.29	94,000.00	67,571.71	28.12%
FUND TOTAL	<u>\$ 6,477.96</u>	<u>\$ -</u>	<u>\$ 26,428.29</u>	<u>\$ 94,000.00</u>	<u>\$ 67,571.71</u>	<u>28.12%</u>
CSCD BOND SUPERVISION UNIT (T3300)						
Community Supervision	323,022.39	165,433.77	1,528,002.05	4,661,235.00	3,133,232.95	32.78%
FUND TOTAL	<u>\$ 323,022.39</u>	<u>\$ 165,433.77</u>	<u>\$ 1,528,002.05</u>	<u>\$ 4,661,235.00</u>	<u>\$ 3,133,232.95</u>	<u>32.78%</u>
CRIMINAL COURTS DRUG PROGRAM (T3400)						
Criminal Court Administration	675.00	-	4,422.00	-	(4,422.00)	0.00%
FUND TOTAL	<u>\$ 675.00</u>	<u>\$ -</u>	<u>\$ 4,422.00</u>	<u>\$ -</u>	<u>\$ (4,422.00)</u>	<u>0.00%</u>
MEDICAL EXAMINER CONFERENCE (T3700)						
Medical Examiner	-	-	-	28,296.00	28,296.00	0.00%
FUND TOTAL	<u>\$ -</u>	<u>\$ -</u>	<u>\$ -</u>	<u>\$ 28,296.00</u>	<u>\$ 28,296.00</u>	<u>0.00%</u>
PMC INSURED - 340B (T4100)						
Public Health	753,346.86	831,772.70	3,905,005.18	18,002,558.00	14,097,552.82	21.69%
FUND TOTAL	<u>\$ 753,346.86</u>	<u>\$ 831,772.70</u>	<u>\$ 3,905,005.18</u>	<u>\$ 18,002,558.00</u>	<u>\$ 14,097,552.82</u>	<u>21.69%</u>
MISCELLANEOUS DONATIONS - JUVENILE PROBATION (T5200)						
Juvenile Services	99.70	-	1,632.04	26,501.00	24,868.96	6.16%
FUND TOTAL	<u>\$ 99.70</u>	<u>\$ -</u>	<u>\$ 1,632.04</u>	<u>\$ 26,501.00</u>	<u>\$ 24,868.96</u>	<u>6.16%</u>

**TARRANT COUNTY, TEXAS
BUDGET REPORT
FOR THE FOUR (4) MONTHS ENDED 1/31/2022**

	<u>CURRENT MONTH EXPENDITURES</u>	<u>ENCUMBRANCES AND COMMITMENTS</u>	<u>TOTAL EXPENDITURES ENCUMBRANCES & COMMITMENTS</u>	<u>TOTAL BUDGET</u>	<u>UNEXPENDED BUDGET</u>	<u>% BUDGET USED</u>
DONATIONS EMERGENCY MANAGEMENT (T5350)						
County Administrator	-	-	-	7,080.00	7,080.00	0.00%
FUND TOTAL	<u>\$ -</u>	<u>\$ -</u>	<u>\$ -</u>	<u>\$ 7,080.00</u>	<u>\$ 7,080.00</u>	<u>0.00%</u>
MISCELLANEOUS DONATIONS - HUMAN SERVICES (T5600)						
Human Services	297.30	-	10,897.71	53,228.00	42,330.29	20.47%
FUND TOTAL	<u>\$ 297.30</u>	<u>\$ -</u>	<u>\$ 10,897.71</u>	<u>\$ 53,228.00</u>	<u>\$ 42,330.29</u>	<u>20.47%</u>
MISCELLANEOUS DONATIONS - HUMAN SERVICES-RELIANT (T5640)						
Human Services	-	-	4,438.47	11,835.00	7,396.53	37.50%
FUND TOTAL	<u>\$ -</u>	<u>\$ -</u>	<u>\$ 4,438.47</u>	<u>\$ 11,835.00</u>	<u>\$ 7,396.53</u>	<u>37.50%</u>
MISCELLANEOUS DONATIONS - HUMAN SERVICES-CIRRO (T5642)						
Human Services	-	-	-	1,028.00	1,028.00	0.00%
FUND TOTAL	<u>\$ -</u>	<u>\$ -</u>	<u>\$ -</u>	<u>\$ 1,028.00</u>	<u>\$ 1,028.00</u>	<u>0.00%</u>
HUMAN SERVICES-DIRECT ENERGY (T5646)						
Human Services	-	-	1,954.01	5,086.00	3,131.99	38.42%
FUND TOTAL	<u>\$ -</u>	<u>\$ -</u>	<u>\$ 1,954.01</u>	<u>\$ 5,086.00</u>	<u>\$ 3,131.99</u>	<u>38.42%</u>
MISCELLANEOUS DONATIONS - CPS (T5700)						
Child Protective Services	4,720.83	-	5,241.66	11,692.00	6,450.34	44.83%
FUND TOTAL	<u>\$ 4,720.83</u>	<u>\$ -</u>	<u>\$ 5,241.66</u>	<u>\$ 11,692.00</u>	<u>\$ 6,450.34</u>	<u>44.83%</u>
MISCELLANEOUS DONATIONS - HEALTH DEPT (T5800)						
Public Health	146.68	652.19	884.98	33,239.00	32,354.02	2.66%
FUND TOTAL	<u>\$ 146.68</u>	<u>\$ 652.19</u>	<u>\$ 884.98</u>	<u>\$ 33,239.00</u>	<u>\$ 32,354.02</u>	<u>2.66%</u>
MISCELLANEOUS DONATIONS - VETERAN COURT PROGRAM (T5960)						
Veterans Diversion Court	4,433.00	-	7,881.00	24,338.00	16,457.00	32.38%
FUND TOTAL	<u>\$ 4,433.00</u>	<u>\$ -</u>	<u>\$ 7,881.00</u>	<u>\$ 24,338.00</u>	<u>\$ 16,457.00</u>	<u>32.38%</u>
MISCELLANEOUS DONATIONS - FAMILY COURT SERVICES (T6000)						
Domestic Relations	-	-	-	500.00	500.00	0.00%
FUND TOTAL	<u>\$ -</u>	<u>\$ -</u>	<u>\$ -</u>	<u>\$ 500.00</u>	<u>\$ 500.00</u>	<u>0.00%</u>

TARRANT COUNTY, TEXAS
BUDGET REPORT
FOR THE FOUR (4) MONTHS ENDED 1/31/2022

	CURRENT MONTH EXPENDITURES	ENCUMBRANCES AND COMMITMENTS	TOTAL EXPENDITURES ENCUMBRANCES & COMMITMENTS	TOTAL BUDGET	UNEXPENDED BUDGET	% BUDGET USED
MISCELLANEOUS DONATIONS - CRCG (T6100)						
Public Assistance	-	-	2,645.00	28,438.00	25,793.00	9.30%
FUND TOTAL	<u>\$ -</u>	<u>\$ -</u>	<u>\$ 2,645.00</u>	<u>\$ 28,438.00</u>	<u>\$ 25,793.00</u>	<u>9.30%</u>

**MISCELLANEOUS DONATIONS -
PEACE OFFICER MEMORIAL (T6200)**

County Administrator	-	-	48.88	15,000.00	14,951.12	0.33%
Buildings	-	1,500.00	3,750.00	74,479.00	70,729.00	5.03%
FUND TOTAL	<u>\$ -</u>	<u>\$ 1,500.00</u>	<u>\$ 3,798.88</u>	<u>\$ 89,479.00</u>	<u>\$ 85,680.12</u>	<u>4.25%</u>

**MISCELLANEOUS DONATIONS -
LAW ENFORCEMENT (T6300)**

Sheriff	-	-	-	500.00	500.00	0.00%
FUND TOTAL	<u>\$ -</u>	<u>\$ -</u>	<u>\$ -</u>	<u>\$ 500.00</u>	<u>\$ 500.00</u>	<u>0.00%</u>

ATTF RENTAL ASSOC DONATION (T6500)

Sheriff	-	-	60.00	343.00	283.00	17.49%
FUND TOTAL	<u>\$ -</u>	<u>\$ -</u>	<u>\$ 60.00</u>	<u>\$ 343.00</u>	<u>\$ 283.00</u>	<u>17.49%</u>

**SHERIFF'S EMPLOYEE RECOGNITION
AND AWARD (T7000)**

Sheriff	-	-	-	1,449.00	1,449.00	0.00%
FUND TOTAL	<u>\$ -</u>	<u>\$ -</u>	<u>\$ -</u>	<u>\$ 1,449.00</u>	<u>\$ 1,449.00</u>	<u>0.00%</u>

CONTRACT ELECTIONS (T7100)

Elections Administration	66,486.60	121,192.92	190,224.31	1,070,000.00	879,775.69	17.78%
FUND TOTAL	<u>\$ 66,486.60</u>	<u>\$ 121,192.92</u>	<u>\$ 190,224.31</u>	<u>\$ 1,070,000.00</u>	<u>\$ 879,775.69</u>	<u>17.78%</u>

ELECTIONS CHAPTER 19 (T7300)

Elections Administration	-	-	-	520,298.00	520,298.00	0.00%
FUND TOTAL	<u>\$ -</u>	<u>\$ -</u>	<u>\$ -</u>	<u>\$ 520,298.00</u>	<u>\$ 520,298.00</u>	<u>0.00%</u>